

Consolidated Annual Performance Evaluation Report (CAPER)

Greenville County

Program Year July 1, 2022 – June 30, 2023



**Greenville County Redevelopment Authority
301 University Ridge, Suite S-4300
Greenville, SC 29601**

CR-05 - Goals and Outcomes	3
CR-10 - Racial and Ethnic composition of families assisted	17
CR-15 - Resources and Investments 91.520(a)	19
CR-20 - Affordable Housing 91.520(b)	28
CR-25 - Homeless and Other Special Needs 91.220(d, e); 91.320(d, e); 91.520(c)	32
CR-30 - Public Housing 91.220(h); 91.320(j)	34
CR-35 - Other Actions 91.220(j)-(k); 91.320(i)-(j)	37
CR-40 - Monitoring 91.220 and 91.230	43
CR-45 - CDBG 91.520(c)	45
CR-50 - HOME 24 CFR 91.520(d)	45
CR-58 – Section 3	48
CR-60 - ESG 91.520(g) (ESG Recipients only)	49
CR-65 - Persons Assisted	53
CR-70 – ESG 91.520(g) - Assistance Provided and Outcomes	59
CR-75 – Expenditures	60
Appendices	64

CR-05 - Goals and Outcomes

Progress the jurisdiction has made in carrying out its strategic plan and its action plan. 91.520(a)

This could be an overview that includes major initiatives and highlights that were proposed and executed throughout the program year.

This Consolidated Annual Performance Evaluation Report (CAPER) covers Greenville County's (the County) Program Year (PY) of July 1, 2022 through June 30, 2023 and presents outcomes for the following U.S Department of Housing and Urban Development (HUD) programs: Community Development Block Grant (CDBG), HOME Investment Partnerships Program (HOME), and Emergency Solutions Grants (ESG) program, as well as outcomes related to additional funding received to respond to the Coronavirus Aid, Relief, and Economic Security (CARES) Act and COVID-19 pandemic through CDBG-CV and ESG-CV. The Greenville County Redevelopment Authority (GCRA) is the designated administrator for the County's Entitlement funds from HUD. The designation was a result of the Cooperative agreement between the County Administration, GCRA and the municipalities of Fountain Inn, Greer, Mauldin, Simpsonville, and Travelers Rest. GCRA continues to make progress on its five-year strategic and annual action plan goals by consistently implementing its annual programs utilizing federal funds.

The PY 2022 Annual Action Plan (AAP) established goals and projections of outcomes from those goals, this PY 2022 CAPER reports on those accomplishments. The Greenville County Consolidated Plan FY2020-2024 (Con Plan) identified the following five priority goals: **Affordable Housing, Addressing Homelessness, Community Development, Economic Development and Neighborhood Revitalization**. Consistent with GCRA's priority needs and priority goals established in the Con Plan, our AAP set annual goals that are more specific than the overall priority goals. For example, supporting the Affordable Housing priority goal are annual goals related to a specific subset of affordable housing, those goals are:

- DH-1 Homeownership- Develop affordable safe and sustainable homeownership units in target communities.
- DH-2 Homeowners- Countywide rehab program for eligible homeowners
- DH-3 Homebuyers- Assist first-time home buyers with down payment assistance.
- DH-4 Special Needs-Housing- Support the development of units for the elderly, disabled, or veterans.
- DH-5 Rental – Develop or Rehab rental housing units.
- DH-6 Permanent Supportive Housing- Support the development of permanent supportive housing for people experiencing homelessness.

Each of the five priority goals above has a subset of more specific strategies related to the projects that GCRA implements. Table CR-05 shows

progress made on these goals comparing accomplishments for the year to projections made in the AAP. GCRA actual outcomes for the program year exceed our expected outcomes in all but a few categories, illustrating our success in carrying out our Con Plan and AAP goals.

In Fiscal Year 2022, GCRA disbursed a total of **\$5,892,960** in CDBG, HOME, and ESG annual entitlement funds (including Program Income (PI)); \$713,422 of CDBG-CV (expended this grant fully) for a total of **\$6,606,382** in total disbursements. Additionally, a total of **\$1,631,309** of other funding sources from Greenville County Affordable Housing Fund (GCAHF), County's American Rescue Plan (ARP), GCRA's investment fund, bank funds and private donation in support of affordable Housing and Community Development initiatives. GCRA's expenditure in the program year was consistent with our priority goals mentioned above. Approximately, 50% of the expended HOME and CDBG funds were used towards the availability and accessibility of affordable housing (production and rehabilitation initiatives); and 36% of the funds were for the sustainability and accessibility of Community Development strategies (public services, facilities, and infrastructure improvements). Furthermore, sixty (60%) of the ESG fund were used to address outreach and shelter activities, while 32.5% was used to address homeless prevention and rapid housing activities. Although addressing homelessness is a high priority goal our expenditures would not reflect that as the ESG allocation is only a fraction of the other programs. Despite that, the need for funding to address and prevent homelessness in Greenville County remains high, illustrated by GCRA, and our partners expending the ESG-CV allocation in the prior program year.

The County was allocated \$3,899,257 in CDBG-CV funding and at the end of this PY has drawn the full amount. The County was allocated \$2,740,588 in ESG-CV funding and has drawn the entire amount in the last PY. CDBG-CV activities were primarily for assistance to individuals and families for rent and utilities, food and nutrition, mortgage assistance, and medical assistance such as testing and medical supplies. The following are overall accomplishments of the CV funding:

CDBG-CV

- 2,108 Individuals served with rental, mortgage, or utility assistance.
- 4,562 Individuals served with medical supplies.
- 26,177 Individuals served with food and nutrition assistance.

ESG-CV

- 325 persons served with Emergency Shelter
- 21 Households served with Rapid Re-Housing
- 33 persons served by Street Outreach
- 1,154 persons served with Homelessness Prevention

The FY 2022 CDBG Financial Summary Report (PR-26) report indicates that a total 99.03% of the County CDBG fund was used to directly benefit low- and moderate-income households in the reporting year, of which 9.32% of the fund was used for public service activities and 20% was used on planning and administrative activities. The County's percentage benefit to low/mod persons for our multi-year certification covering PY 2020, 2021, 2022 is 96.51%. The County's CDBG expenditures are in compliance with the statutory requirements for the fund. Similarly, CDBG-CV, PR-26 reported that 82% of the CDBG-CV fund was used to address public service activities and 18% was used on Planning and Administration.

Sixty percent of the 2023 ESG Allocation was committed to the Emergency Shelter and Street Outreach components and 60% was expended for those activities in FY2022, staying within the 60% shelter and outreach limits in the ESG regulations. The 2021 and 2022 HUD allocations of ESG funding is fully expended as of September 2023. Seven and half percent of the 2022 allocation was committed and drawn for Admin costs, staying within the ESG regulation limits. ESG subrecipients provided a match of \$717,327 with sources from private funds (\$655,517), other funding (\$44,810) and local government (\$17,000) including Greenville County general fund dollars, exceeding the 1:1 match requirement for the ESG fund. GCRA has expended 100% of the ESG-CV funding with 10% of this being for Administration.

GCRA provided 110 affordable housing units through rental assistance, production of new units, rehab of existing units and acquisition. Thirty-five (35) households were supported through rental assistance, 21 new homes were constructed and provided as affordable housing to income eligible households, 51 households were supported through rehab and repairs of units, allowing seniors to age in place. Three households were assisted with financial assistance for closing costs and down payment purchase a home (In addition to 5 households above 80% AMI, using local funding. An additional 72 units of affordable rental housing (NHE's Parkside at Butler I) are completed, but beneficiary data and occupancy is still

in progress.

The County's HOME Match liability for 2022 is \$219,929.69 and the HOME match contribution for this period was \$832,580.

Updates to Projects: The infrastructure phase was completed at the Fairview Townhomes project in (Sunnyside) Greer, with the vertical build phase 1 (comprising of 14 homeownership units) to begin by the end of 2023. The overall total housing units will be 33 homeownership units targeted for households earning from 50% to 100% AMI. The Simpsonville Senior Center facility improvement was also completed which will provide Simpsonville seniors with an ADA accessible gathering place with a modernized kitchen, as well as outdoor sitting area and stage with a sail feature design covered area. In Fountain Inn, GCRA is 95% completed with its Emmanuel Sullivan Park ADA bathroom installation with only a final walk through remaining. The Miller Road Old Mill Road Sidewalk project, which will provide safe and accessible walkability for the residents of the GCRA developed duplexes at Miller Place is underway with site designs completed. This project is intended to be a catalyst for future sidewalk improvement in the neighborhood and will be part of a larger sidewalk installation project along Miller Road to Corn Road, creating a safe sidewalk for residents of Mauldin. Zoning and Subdivision site plan approvals have been obtained for the Brutontown- Lola Wilson Street Project for phases 2D (Lola Wilson) and phase 4 (Emory & Marie Street) in the Brutontown neighborhood. Site grading and infrastructure improvement bid documents are in progress. The proposed improvement will provide access and utilities to a total of 28 attached housing units for rental and homeownership opportunities. Five jobs were created through façade improvement and business loan programs. Subrecipients of ESG funding report over 500 persons assisted with emergency shelter or street outreach, and 38 households were assisted with homelessness prevention or Rapid Re-housing.

Comparison of the proposed versus actual outcomes for each outcome measure submitted with the consolidated plan and explain, if applicable, why progress was not made toward meeting goals and objectives. 91.520(g)

Categories, priority levels, funding sources and amounts, outcomes/objectives, goal outcome indicators, units of measure, targets, actual outcomes/outputs, and percentage completed for each of the grantee's program year goals.

Goal	Category	Source / Amount	Indicator	Unit of Measure	Expected – Strategic Plan	Actual – Strategic Plan	Percent Complete	Expected – Program Year	Actual – Program Year	Percent Complete
DH-1 Homeownership	Affordable Housing	HOME: / Greenville County Affordable Housing Fund: \$ / Greenville County: \$1000000 / Mortgage Loan Fund: \$ / Unrestricted Fund: \$	Homeowner Housing Added	Household Housing Unit	150	47	31%	25	20	80%
DH-1 Homeownership	Affordable Housing	HOME: \$ / Greenville County Affordable Housing Fund: \$ / Greenville County: \$1000000 / Mortgage Loan Fund: \$ /	Homeowner Housing Rehabilitated	Household Housing Unit	0	5	0%	0	0	0%

		Unrestricted Fund: \$								
DH-10 Homelessness - Shelter	Homeless	ESG: \$	Homeless Person Overnight Shelter	Persons Assisted	5000	2,396	48%	15000	508	3.3%
DH-2 Homeowners	Affordable Housing	CDBG: \$ / HOME: \$	Homeowner Housing Rehabilitated	Household Housing Unit	50	36	72%	2	0	0%
DH-3 Homebuyers	Affordable Housing	HOME: / Greenville County Affordable Housing Fund: \$ / Unrestricted Fund: \$	Direct Financial Assistance to Homebuyers	Households Assisted	175	42	24%	25	3	10%
DH-4 Special Needs - Housing	Affordable Housing Non-Homeless Special Needs	CDBG: \$ / HOME: \$ / Greenville County Affordable Housing Fund: \$ / Greenville County: \$100000	Rental units constructed	Household Housing Unit	70	11	16%	0	0	0%
DH-4 Special Needs - Housing	Affordable Housing Non-	CDBG: \$ / HOME: \$ / Greenville	Rental units rehabilitated	Household Housing Unit	0	142	0%	0	10	25.00%

	Homeless Special Needs	County Affordable Housing Fund: \$ / Greenville County: \$100000								
DH-4 Special Needs - Housing	Affordable Housing Non-Homeless Special Needs	CDBG: \$ / HOME: \$ / Greenville County Affordable Housing Fund: \$ / Greenville County: \$100000	Homeowner Housing Rehabilitated	Household Housing Unit	175	258	147%	55	41	75%
DH-5 Rentals	Affordable Housing	CDBG: \$ / HOME: \$151,228 / Greenville County Affordable Housing Fund: \$ / Greenville County: \$1000000	Rental units constructed	Household Housing Unit	70	18	26%	286	1	0%

DH-5 Rentals	Affordable Housing	CDBG: \$ / HOME: \$ / Greenville County Affordable Housing Fund: \$ / Greenville County: \$1000000	Rental units rehabilitated	Household Housing Unit	35	1	0%	2	0	0%
DH-7 Homelessness - At Risk	Homeless	ESG: \$	Homelessness Prevention	Persons Assisted	600	115	19%	20	23	115%
DH-8 Homelessness - Rapid Rehousing	Homeless	ESG: \$	Tenant-based rental assistance / Rapid Rehousing	Households Assisted	125	98	78%	25	23	92%
DH-9 - ESG COVID-19	Homeless Coronavirus Pandemic Needs	ESG - CV (COVID-19): \$	Tenant-based rental assistance / Rapid Rehousing	Households Assisted	500	32	6.5%	0	0	0%
DH-9 - ESG COVID-19	Homeless Coronavirus Pandemic Needs	ESG - CV (COVID-19): \$	Homelessness Prevention	Persons Assisted	800	1,162	145%	0	0	0%
ED-2 Business Establishment and Expansion	Non-Housing Community Development	CDBG: \$ / Economic Development	Jobs created/retaine d	Jobs	0	9	0%	6	4	66.67%

	Direct Financial Assistance to Businesses	- Loan Fund: \$15000								
ED-2 Business Establishment and Expansion	Non-Housing Community Development Direct Financial Assistance to Businesses	CDBG: \$ / Economic Development - Loan Fund: \$15000	Businesses assisted	Businesses Assisted	20	8	40%	6	4	66.67%
ED-3 Facade Improvement	Non-Housing Community Development Economic Development	CDBG: \$	Facade treatment/business building rehabilitation	Business	25	3	12%	7	1	14%
ED-3 Facade Improvement	Non-Housing Community Development Economic Development	CDBG: \$	Jobs created/retained	Jobs	0	7	0%	7	0	0%
PA-1 Project Management	Affordable Housing	CDBG: \$ / HOME: \$ / ESG: \$ / Community Development Block Grant - CV: \$ / ESG - CV (COVID-19): \$ /	Other	Other	5	0	0%	1	1	100%

		Greenville County Affordable Housing Fund: \$ / Greenville County: \$25000 / Mortgage Loan Fund: \$ / Unrestricted Fund: \$3412								
SL-1 Blight Elimination	Affordable Housing	CDBG: \$	Buildings Demolished	Buildings	35	9	26%	5	4	40%
SL-2 Public Facilities	Non- Homeless Special Needs Non-Housing Community Development	CDBG: \$	Public Facility or Infrastructure Activities other than Low/Moderate Income Housing Benefit	Persons Assisted	0	1,915	0%	20000	1,915	9.58%
SL-2 Public Facilities	Non- Homeless Special Needs Non-Housing Community Development	CDBG: \$	Other	Other	5	0	0%	3	1	0%

SL-3 Public Services	Non-Housing Community Development Assistance for COVID-19 Pandemic	CDBG: \$	Public service activities other than Low/Moderate Income Housing Benefit	Persons Assisted	45000	39,689	88%	11000	9,531	86%
SL-4 Infrastructure Improvements	Non-Housing Community Development	CDBG: \$ / Greenville County: \$1000000	Public Facility or Infrastructure Activities other than Low/Moderate Income Housing Benefit	Persons Assisted	6000	0	0%	0	0	0%
SL-4 Infrastructure Improvements	Non-Housing Community Development	CDBG: \$ / Greenville County: \$1000000	Public Facility or Infrastructure Activities for Low/Moderate Income Housing Benefit	Households Assisted	0	0	0%	2000	0	0%
SL-7 Brownfield Assessment and Cleanup	Non-Housing Community Development	CDBG: \$	Brownfield acres remediated	Acre	5	0	0%	0	0	0
SL-8 Fair Housing	Affordable Housing	CDBG: \$35,235	Public service activities other than Low/Moderate Income Housing Benefit	Persons Assisted	6000	2,683	45%	1200	1,612	134%

SL-9 CDBG COVID-19	Affordable Housing Non-Housing Community Development COVID-19 Pandemic Needs	Community Development Block Grant - CV: \$	Public service activities other than Low/Moderate Income Housing Benefit	Persons Assisted	5000	33,344	666%	0	8,006	0%
SL-9 CDBG COVID-19	Affordable Housing Non-Housing Community Development COVID-19 Pandemic Needs	Community Development Block Grant - CV: \$	Public service activities for Low/Moderate Income Housing Benefit	Households Assisted	650	1,922	295%	0	0	0%
SL-9 CDBG COVID-19	Affordable Housing Non-Housing Community Development COVID-19 Pandemic Needs	Community Development Block Grant - CV: \$	Businesses assisted	Businesses Assisted	10	10	100%	0	9	0%

Table 1 - Accomplishments – Program Year & Strategic Plan to Date

Assess how the jurisdiction's use of funds, particularly CDBG, addresses the priorities and specific objectives identified in the plan, giving special attention to the highest priority activities identified.

GCRA's highest priority needs are Housing, and Infrastructure in support of housing development, Homelessness, and Neighborhood Revitalization. Our use of funds for CDBG has been primarily focused on housing as well as housing related infrastructure (infrastructure in support of future housing development). Housing or infrastructure in support of housing make up 60% of disbursements for the PY with the largest single activity costs for The Brutontown- Iola Wilson Street infrastructure (to support 28 future homeownership and rental opportunities for low to moderate income households) and the Fairview Townhomes (33 homeownership opportunities to households from 50%% to 100% AMI). CDBG funding is also being used to support our addressing homelessness priority need and goal and our public services goal as we work with organizations who also received ESG funding and focus on serving people experiencing homelessness. Our other high priority need of Neighborhood Revitalization is addressed by current infrastructure and new construction of housing being done in the Brutontown special emphasis neighborhood. There is overlap in our needs and goals illustrated by the fact that our lower priority needs of Special Needs and Slum and Blight elimination also tends to support our housing goal, as the project that benefits special needs populations like seniors, people with disabilities, and veterans, is owner occupied rehab. Our projects that are acquisition and disposition projects also support future housing development.

The housing units achieved with the use of CDBG funds were for rehabilitation of owner-occupied units and home repairs for seniors and households with disabilities as well as new homes built with mortgage loan fund in the Brutontown (Strategy neighborhood). The construction of affordable housing units was accomplished via HOME funds and leveraged with the County's Affordable Housing Fund and as well as Bank funds. Additionally, the First Time Home Buyers Program, providing down payment and closing cost assistance were achieved via HOME funds. CDBG-CV assisted over 2,000 people with rental, utility, and mortgage assistance, almost 5,000 with medical supplies, and about 26,000 with food or nutrition assistance. ESG-CV assisted over 1,500 1,175 individuals with rental assistance to prevent homelessness, rapid rehousing, emergency shelter and street outreach.

Infrastructure and Public facility improvements provided access to the affordable housing project, addressed ADA accessibility, and as well as infrastructure improvement to the neighborhoods with substandard streets and antiquated utilities were also constructed with CDBG funds. 4 jobs were created, 4 businesses were assisted with small business loans and one business was assisted with the Facade Improvement program promoting economic development, creating low- and moderate-income jobs using the CDBG funds.

We achieved 92% of our rehabilitation goal, completing 51 total repairs (41 homeowner and 10 rental). Home repairs from GCRA and partners

provided 51 low-income and/or senior households with much needed repairs to their homes, making progress on our goal to preserve housing and allow seniors to live in safe and affordable homes. This is a major priority area for the County, particularly ensuring that seniors can age in place. For more information on housing goals and outcomes see section CR-20

FY 2022 is the third year CAPER of the Greenville County 2020 - 2024 Consolidated Plan. The County attained approximately 25% of total housing goal for FY2022 using the annual allocation funding (it should be noted that the housing goal as reflected in CR-20 under “Number of Non-Homeless households to be provided affordable housing units- 340” and “Number of households supported through The Production of New Units- 311” includes the total affordable housing units that were anticipated to be created with the completion of rental housing projects GCRA has invested gap financing into, whereas the actual column of this same category only includes the HOME assisted units GCRA reports on. This use of the total completed rental units as denominator and the GCRA units only as the numerator causes the % of total housing goal completed to be understated. When adjusting out the total rental units and including instead the units that GCRA will report to HUD as assisted from those rental units, the total housing goal completed is approximately 51%.

CR-10 - Racial and Ethnic composition of families assisted

Describe the families assisted (including the racial and ethnic status of families assisted). 91.520(a)

	CDBG	HOME	ESG
White	19	11	3
Black or African American	31	11	32
Asian	1	0	0
American Indian or American Native	0	0	0
Native Hawaiian or Other Pacific Islander	0	0	0
Total	53*	22	35
Hispanic	0	0	1
Not Hispanic	53	22	34

Table 2 – Table of assistance to racial and ethnic populations by source of funds

Narrative

The table above reflects racial and ethnic comp of families assisted for CDBG and HOME housing activities, and ESG Homelessness Prevention and Rapid Re-Housing activities. The 53* total for CDBG includes 2 “other multi-racial from PR23 which is not a category on this table.

Across the three programs a total of 110 households were provided affordable housing in the FY. Looking at the households assisted with CDBG and HOME, 56% reported Black or African American, and 40% reported White, with the other 4% being Other. For ESG assisted households, 8% reported White and 92% reported Black or African American. With one household identifying as Hispanic.

With CDBG, 53 households were assisted: 2 households through the new construction of 2 homes occupied by one White and one Black or African American Household, 41 households benefitted from the home repair program for low-income families, seniors, and/or disabled homeowners. Ten low-income senior households also were assisted with repairs to their rental units. The racial and ethnic composition of the 51 households assisted with repairs were: 18 White, 30 Black or African American, 1 Asian, 1 other multi-racial.

Through the HOME program 18 new homes were constructed to be occupied by first-time homebuyers, three households received down payment and closing cost assistance, and one new construction rental unit was completed. The racial breakdown of the households assisted is

11 White and 11 Black or African American. No households identified as Hispanic.

For ESG non-housing related activities such as Emergency Shelter and Street Outreach, a total of 484 persons were served, 218 identifying as White (45%), 233 identifying as Black or African American (48%), 1 identifying as Asian (<1%), 3 as AI or AN (<1%) , 25 reporting multiple races (5%), and 4 reporting data not collected, or client refused.

CDBG Non-Housing activities are not shown on this table, although 11,148 people were assisted from public services, public facilities, economic development activities. About 61% of these were White, 32% were Black or African American, with the other 7% were made up of Asian, American Indian/Alaskan Native, and combinations of all the racial backgrounds. About 8% of the total households and persons identified as Hispanic.

CR-15 - Resources and Investments 91.520(a)

Identify the resources made available

Source of Funds	Source	Resources Made Available	Amount Expended During Program Year
CDBG	public - federal	3,018,376	\$4,405,514
HOME	public - federal	1,622,183	\$1,226,886
ESG	public - federal	233,016	\$260,561
Other	private	6,438,750	\$1,631,314
Other	public - federal	6,438,750	
Other	public - local	6,438,750	

Table 3 - Resources Made Available

Narrative

GCRA expended **\$5,892,960** of its CDBG, HOME, and ESG funding and **\$713,422** of its CDBG-CV funding in this PY. The CDBG CV fund was completely expended during FY 2022. Total expenditure using the Entitlement and COVID-19 is **\$6,606,382** to implement programs and projects in the County's unincorporated areas and within the five participating municipalities: Greer, Simpsonville, Mauldin, Travelers Rest, and Fountain Inn, during FY 2022. Additionally, the County expended an additional **\$1,631,314** of other funding sources, such as GCAHF, County's American Rescue Fund (ARP) and Bank financing to leverage the County's HUD funds to implement its FY 2022 projects and programs.

Identify the geographic distribution and location of investments

Target Area	Planned Percentage of Allocation	Actual Percentage of Allocation	Narrative Description
BRANDON			
BRANDON/FREETOWN COMMUNITY			
BRUTONTOWN COMMUNITY	9	20	
City View			
Conestee			
Countywide			Countywide
Dunean			

FOUNTAIN INN	2	4	MUNICIPALITY
FOUNTAIN INN SANCTIFIED HILL			
GREENVILLE COUNTY - UNINCORPORATED	60	52	COUNTYWIDE
GREER	4	5	
Greer - Sunnyside	6	5	
GREER NEEDMORE			
JUDSON COMMUNITY			
MAULDIN	12	10	MUNICIPALITY
MONAGHAN			
NEW WASHINGTON HEIGHTS			
POE			
Saluda			
San Souci			
Simpsonville	6	4	Municipality
Slater-Marrietta			
STERLING			
Tanglewood			
Travelers Rest	1	0	Municipality
VICTOR			
WEST BRANDON			

Table 4 – Identify the geographic distribution and location of investments

Narrative

Table 4 above shows the percentage of funding allocations in their respective Jurisdictions in Greenville County in comparison to the actual expenditure of funds for FY 2022. The Unincorporated area, specifically the Brutontown Community, a Strategy Neighborhood, has the largest expenditure (52%) of the fund. The predominate funding for the community is the CDBG, which is used to focus on the infrastructure improvements in the Brutontown neighborhood for the Iola – Wilson and Emory Street in support of 28 attached housing units for seniors and families. The infrastructure improvement is being implemented in partnership with Greenville Legislative Delegation Transportation Committee

(GLDTC), using the C-Fund as a March. Additionally, 2 new family detached housing units were developed with the Mortgage Loan Fund (MLF) and sold to middle income households. In Greer, infrastructure improvement was completed for the Fairview Townhome project. Phase 1 of the housing units consisting of 14 units is planned to begin construction by the end of Fall 2023. A total of thirty-three homeownership units are proposed for the community, comprising of mixed income targeted for 50% - 100% AMI. The new construction of Simpsonville Woodside housing units comprising of 13 homeownership units have completed; ten of the units developed by Habitat for Humanity units have been sold and occupied, while GCRA has sold one of its units, 2 are under contracts. In the City of Mauldin, the Parkside at Butler 1 housing project, a 72-unit affordable housing complex, developed by NHC has been completed, occupancy and beneficiary data reporting of the units were in progress during the reporting period. All units are 60% AMI and below. The ADA bathrooms at the Emanuel Sullivan Playground in the City of Fountain Inn have been completed. The restrooms are for severely handicapped children participating at the Miracle League Baseball field at the playground.

Affirmatively Furthering Fair Housing

The Greenville County Redevelopment Authority (GCRA) is the administrator of the Greenville County's Entitlement funds from the U.S. Department of Housing and Urban Development, and as mandated by the Fair Housing Act, GCRA is required to “Affirmatively Further Fair Housing” which is to take meaningful actions to overcome patterns of segregation, promote fair housing choice, eliminate disparities in housing related opportunities, and foster inclusive communities that are free from discrimination. GCRA is intentional in its project selection and funding, taking into consideration if projects and activities are taking meaningful action as described above, and address the fair housing impediments and recommendations in the FY2020-2024 Analysis of Impediments to Fair Housing Choice (AI). That document can be found here:

<https://www.greenvillecounty.org/humanrelations/pdf/ImpedimentStudyAnalysis.pdf>:

Greenville County has been investing in Special Emphasis Neighborhoods (SENs). These neighborhoods have low-income census tracts, with more than 51 percent of the households with annual income of 80 percent and below of the AMI. The neighborhoods lack adequate affordable housing, substandard housing stocks, antiquated, substandard or absence of adequate utility system (sanitary sewer lines, storm sewer, roads, curbs and gutter). The Brutontown neighborhood is one the SENs and is also GCRA’s target community and is a HUD designated Neighborhood Revitalization Strategy Area (NRSA). GCRA has been implementing the adopted Neighborhood Revitalization Plan which has helped to eliminate disparities in housing, by providing high quality, decent safe and affordable housing to residents of that neighborhood. GCRA also provides gap funding to affordable housing developments with diverse components of inclusions, such as support of special populations with support services, e.g. such as seniors, persons with living with disabilities, limited English proficiency, (***i.e. Greenville Housing Fund 40 unit senior housing rehabilitation project***); that encourage economic diversity and integration where units serve low and moderate households in an area with AMI above 80 percent, (***i.e NHE – Parkside at Butler – 72 unit rental development serving households of 60% AMI and below and Habitat***

and GCRA 13 unit Woodside Homeownership project in Simpsonville for households with 50% AMI – 80% AMI in a higher income neighborhood); and in Special Emphasis Neighborhoods with low-income census tracts, as in the case of Bruntontown community and the Fairview Project in Greer – Sunnyside neighborhood. These projects encourage diverse housing typologies to meet the different needs of the population. Additional future projects in the pipeline are Parkside at Butler II project in Mauldin (80 units affordable rental housing for households with 20% - 80% AMI and Mercy Housing SE's Belvedere in Mauldin (88 units of affordable rental housing for 20% up to 80% AMI). The County's investment of these affordable housing projects is consistent with the strategies recommended in the Analysis of Impediments (AI) and GCRA's deliberate actions to ensure affordable housing is attainable in the community, while addressing the identified impediments in the AI: Lack of Affordable Housing, Barriers Limiting Housing Choice.

GCRA's rehabilitation program, allowing senior or disabled household including veterans to receive grants rehab their homes, including making facilities ADA accessible is in direct response to Impediment 2: Lack of Accessible Housing. Impediment 4 is addressed by Greenville County Human Relations Commission (HCR), charged with advising, enforcing, and reporting on violations of the Fair Housing Act. GCRA funds HRC annually with CDBG and other federal funding addressing Impediment 4: Lack of Fair Housing Awareness. The Economic Development Program providing grants and loans to business owners for capital improvement, operating costs or façade improvements supports the strategies recommended in the AI with Impediment 5: Lack of Economic Opportunities.

Two CDBG projects, The Simpsonville Senior Center renovations and ADA accessible bathrooms at Emmanuel Sullivan Park are two other examples of supporting, handicap and limited mobility accessibility in public facilities. These projects remove architectural barriers which allow residents of the area to enjoy public facilities which can accommodate them. These projects are in areas with low- to moderate income residents, but which now get to benefit from higher quality public facilities.

Leveraging

Explain how federal funds leveraged additional resources (private, state and local funds), including a description of how matching requirements were satisfied, as well as how any publicly owned land or property located within the jurisdiction that were used to address the needs identified in the plan.

The federal funds GCRA receives in CDBG, HOME, and ESG, are used to in combination with other funding sources on GCRA owned and Partner projects and programs. GCRA administers the Greenville County Affordable Housing Fund (GCAHF) on behalf of Greenville County. This funding source will provide \$1,000,000 a year over 5 years. GCAHF was established in 2019 as a result of the recommendation of the 2018 Affordable Housing Study for Greenville County to support production and supply of affordable workforce housing in the County. Since in its inception in 2019 through FY 2022, the County has provided \$4,000,000 of GCAHF fund towards the pursuit and implementation of affordable housing in the County, which have been primarily used in new construction for rental and homeownership units for GCRA-owned and Partners housing development projects throughout Greenville County as well as preservation of existing housing stock. Additionally, in FY 2022, the Greenville County also provided an additional \$3,500,000 of its American Rescue Plan (ARP) fund, which were used for acquisition of a 40-unit senior housing development in Travelers Rest by Greenville Housing Fund (GHF), and gap fund the infrastructure improvement for the Fairview Townhome Development (a 33-unit townhome homeownership project in Greer).

The intent of the leveraged funds from Greenville County GCAHF and ARP in combination of the Entitlement funds of HOME and CDBG are to ensure accessibility and attainability of the supply of decent and affordable housing and workforce housing, particularly rental housing, for very low income-, low-, moderate-, and middle-income residents (GCAHF only), as the housing costs in Greenville County is the record high in the past years. The use of the leveraged funds strengthens partnerships among private (developers) and public agencies (local and state governments) in a joint effort to design and implement strategies for achieving adequate supplies of decent housing affordable to the residents. The programs are meant to extend and strengthen partnerships among all levels of government and the private sector, including for profit and nonprofit organizations, in the production and operation of affordable housing. The GCAHF and HOME were used to as gap finance multi partner housing projects, such as Parkside at Butler I in Mauldin. This project is a 72 units rental housing project is complete and almost fully occupied, the funds allocated are \$70,000 in HOME funds, \$430,000 in GCAHF funding, LIHTC, Bank financing, and funding from SC Housing and all units are targeted for 50% - 60% AMI. households. The Woodside Housing project in Simpsonville is 13-unit single family detached homeownership units, a partnership project with Habitat (10 units) and GCRA (3 units). All 10 units of the Habitat for Humanity are sold and occupied by families earning 50% - 80% AMI. The HOME and CHDO funds were provided to Habitat for the projects and leverage with \$100,000 of GCAHF and private donations and sweat equity from the public.

Furthermore, the Greenville Legislative Delegation Transportation Committee (GLDTC) provided a match of \$1,066,000 to GCRA for the infrastructure Improvement to Brutontown Community (Phases 2D and 4) to serve and provide access for the future proposed 28 housing units in the community. Two new housing units were built with bank funds and are sold to households above 80% AMI.

GCRA also receives annually from a private donor approximately \$24,750 to use for down payment assistance or closing costs for First-Time Homebuyers. In this PY, this funding resulted in down payment assistance enabling five households to purchase homes.

HOME Match requirements were satisfied this year by Habitat for Humanity providing private donations and sweat equity against the HOME Match Liability incurred. This has resulted in carry-over of excess match to next year. See the HOME Match table (table 5) below.

ESG Match requirements were satisfied by our subrecipients reporting \$717,327 in Match identified as other and other federal funds, and fees.

Fiscal Year this Summary – HOME Match	
1. Excess match from prior Federal fiscal year	9,763,905
2. Match contributed during current Federal fiscal year	832,580
3 .Total match available for current Federal fiscal year (Line 1 plus Line 2)	10,596,485
4. Match liability for current Federal fiscal year	219,929
5. Excess match carried over to next Federal fiscal year (Line 3 minus Line 4)	10,376,555

Table 5 – Fiscal Year Summary - HOME Match Report

Match Contribution for the Federal Fiscal Year								
Project No. or Other ID	Date of Contribution	Cash (non-Federal sources)	Foregone Taxes, Fees, Charges	Appraised Land/Real Property	Required Infrastructure	Site Preparation, Construction Materials, Donated labor	Bond Financing	Total Match
0324020101100	6/28/2022	\$62,697						\$62,697
0324020100400	6/9/2022	\$62,942						\$62,942
0324020100900	5/19/2022	\$63,374						\$63,374
0324020100800	3/28/2022	\$62,676						\$62,676
0324020100600	4/9/2022	\$61,445						\$61,445
0324020100100	11/22/2022	\$111,782						\$111,782
0324020101300	9/6/2022	\$101,486						\$101,486
0324020100200	10/25/2022	\$94,907						\$94,907
0324020101200	8/22/2022	\$99,895						\$99,895
0324020100500	10/4/2022	\$111,376						\$111,376

Table 6 – Match Contribution for the Federal Fiscal Year

HOME MBE/WBE report

Program Income – Enter the program amounts for the reporting period				
Balance on hand at begin-ning of reporting period \$	Amount received during reporting period \$	Total amount expended during reporting period \$	Amount expended for TBRA \$	Balance on hand at end of reporting period \$
1,027,873	815,155.57	502,380.30	0	1,340,648

Table 7 – Program Income

Minority Business Enterprises and Women Business Enterprises – Indicate the number and dollar value of contracts for HOME projects completed during the reporting period						
	Total	Minority Business Enterprises				White Non-Hispanic
		Alaskan Native or American Indian	Asian or Pacific Islander	Black Non-Hispanic	Hispanic	
Contracts						
Number	0	0	0	0	0	0
Dollar Amount	0	0	0	0	0	0
Sub-Contracts						
Number	0	0	0	0	0	0
Dollar Amount	0	0	0	0	0	0
	Total	Women Business Enterprises	Male			
Contracts						
Number	0	0	0			
Dollar Amount	0	0	0			
Sub-Contracts						
Number	0	0	0			
Dollar Amount	0	0	0			

Table 8 - Minority Business and Women Business Enterprises

Minority Owners of Rental Property – Indicate the number of HOME assisted rental property owners and the total amount of HOME funds in these rental properties assisted						
	Total	Minority Property Owners				White Non-Hispanic
		Alaskan Native or American Indian	Asian or Pacific Islander	Black Non-Hispanic	Hispanic	
Number	0	0	0	0	0	0
Dollar Amount	0	0	0	0	0	0

Table 9 – Minority Owners of Rental Property

Relocation and Real Property Acquisition – Indicate the number of persons displaced, the cost of relocation payments, the number of parcels acquired, and the cost of acquisition						
Parcels Acquired						
Businesses Displaced						
Nonprofit Organizations Displaced						
Households Temporarily Relocated, not Displaced						
Households Displaced	Total	Minority Property Enterprises				White Non-Hispanic
		Alaskan Native or American Indian	Asian or Pacific Islander	Black Non-Hispanic	Hispanic	
Number	0	0	0	0	0	0
Cost	0	0	0	0	0	0

Table 10 – Relocation and Real Property Acquisition

CR-20 - Affordable Housing 91.520(b)

Evaluation of the jurisdiction's progress in providing affordable housing, including the number and types of families served, the number of extremely low-income, low-income, moderate-income, and middle-income persons served.

	One-Year Goal	Actual
Number of Homeless households to be provided affordable housing units	45	35
Number of Non-Homeless households to be provided affordable housing units	340	24
Number of Special-Needs households to be provided affordable housing units	55	51
Total	440	110

Table 11 – Number of Households

	One-Year Goal	Actual
Number of households supported through Rental Assistance	45	35
Number of households supported through The Production of New Units	311	21
Number of households supported through Rehab of Existing Units	59	51
Number of households supported through Acquisition of Existing Units	25	3
Total	440	110

Table 12 – Number of Households Supported

Discuss the difference between goals and outcomes and problems encountered in meeting these goals.

The tables above show affordable housing goals and actual accomplishments using CDBG, HOME, and ESG funding for FY2022. A total of 440 housing units' goal was proposed, GCRA and its partners completed 110 (25%) affordable housing goals. 93% percent of the owner-occupied

rehab goal of existing units for Special Needs households (defined in our DH-4 Special Needs Housing goal for elderly, persons living with disabilities) was achieved. A total of 78 percent of homeless households were assisted with rental assistance. The proposed production of new units fell short of the goal, (311 proposed and 21 accomplished). This goal consists of both rental and homeownership units. It is noteworthy that the 21 units are homeownership units. Constraints on development process and challenges in obtaining all required funds and planning approval process delayed some of the partners and GCRA's projects. The NHC's Parkside at Butler I, a project with 72 total rental units (7 HOME assisted by GCRA) is fully constructed and in occupancy and beneficiary reporting during the report period. It is important to note that three other Partners Projects approved during FY 2022, namely – Mercy Housing SE, (88 units), Gordon Place (104 units), NHC – Parkside at Butler II (80 units) have now obtained all approval need other funding sources and in varying stages of Environmental Review process and fund closing with GCRA. Construction is anticipated to start with FY 2023. Additionally, GCRA's 14 homeownership units in Fairview Project is targeted to begin in Fall of 2023. Our acquisition of existing units' goal which involves our down payment or closing cost assistance programs were affected by a general slowdown in the housing market due to interest rate increases pricing out certain borrowers.

Not included in the table above are the households supported by CDBG-CV and ESG-CV funding. With CDBG-CV, GCRA and its partners assisted over 2,108 low to moderate income households with rental, mortgage, or utility assistance. With ESG-CV over 1,175 persons were helped with Rental Assistance to either stay in their homes or be rehoused. As of this CAPER all CV funding has been expended.

GCRA also provided down-payment assistance to **four first-time homebuyer households** with income over 80% with local non-HUD funding. Additionally, Beyond Housing completed and sold **three homeownership units** to middle-income first-time homebuyers. GCRA provided 140,000 in Affordable Housing Fund (AHF) to Beyond Housing for the project.

Discuss how these outcomes will impact future annual action plans.

GCRA and Housing Partner Projects that experienced delays in their projects will be reflected in future CAPER's once those projects are completed. GCRA will take into consideration methods to close the gap between our expected one-year goals and our actuals for each category in the tables above, paying more attention to timing of when projects are expected to close and risks, and likelihood of risk for project delays. It is noteworthy that the Housing Partner projects help the County to address the unmet required affordable housing needs. It is also important to note that usually, there are delays in development process and unforeseen funding issues that affect projects from proceeding as planned. Some Housing Partners were unable to secure additional funding from the State and will be required to re-apply for reconsideration of the next funding round and future annual action plan if they still plan to proceed with their projects.

NHE's project 'Parkside at Butler I in the City of Mauldin for 72 housing units, targeted for individuals and family, earning 60% and below AMI is

occupancy and beneficiaries reporting stage and with a final funding draw down to be completed. This will appear in next year's CAPER. Parkside at Butler II with 80 units is expected to undergo loan closing in the end of 2023. This project will target families from under 20% AMI up to 70% AMI. The Homes of Hope 'Lakeview @ Berea' is in the final phase of subdivision approval to begin construction. The environmental assessment for the project has been completed by GCRA staff. Additionally, two LIHTC housing partners did not receive approval for their 9% tax credit applications. They will be required to re-apply for funds from the County if they plan to proceed with the projects. GCRA staff is completing the Environmental Assessment for the project. The project by Mercy Housing Southeast, The Belvedere in Mauldin, SC will produce 88 units of affordable rental housing, for households under 30% up to 80% AMI. This project is expected to undergo construction closing in December 2023. The inclusion of Habitat for Humanity and Rebuild for the preservation program for seniors and persons living with disabilities continues to increase the number of households assisted with the repair program. This enables more seniors to age in place and an increased number of the existing housing stock is maintained.

Include the number of extremely low-income, low-income, and moderate-income persons served by each activity where information on income by family size is required to determine the eligibility of the activity.

Number of Households Served	CDBG Actual	HOME Actual
Extremely Low-income	9	0
Low-income	21	18
Moderate-income	23	4
Total	53	22

Table 13 – Number of Households Served

Narrative Information

A total of 75 housing units were completed with CDBG and HOME funds during FY 2022 and are occupied by extremely low-, low- and moderate-income households. A total of nine units (12%) are occupied by extremely low-income households, 39 units (52%) are occupied by low-income households and 27 units or (36%) are occupied by moderate income households. The number of households served for CDBG reflect the homeowner repair program for special needs households (seniors, disabled, or veterans) administered by GCRA, Rebuild Upstate, and Habitat for Humanity. HOME households reflect homeownership, direct financial assistance to homebuyers, and rental new construction activities. 5 Households who received down payment assistance through private funds are not reflected in this table as they are households with AMI between 80-120%. Also not reflected in this table are 2 households that purchased homes constructed using Affordable Housing Fund monies as these households were above 80% AMI, and the construction financing from GCRA did not use HUD funding.

GCRA and Human Relations Commission of Greenville County assisted 12 households under 30% AMI with Homelessness Prevention. For Rapid Re-Housing 23 households total were assisted: 9 under 30% AMI, 8 under 50% AMI, and 6 under 80% AMI.

CR-25 - Homeless and Other Special Needs 91.220(d, e); 91.320(d, e); 91.520(c)

Evaluate the jurisdiction's progress in meeting its specific objectives for reducing and ending homelessness through:

Reaching out to homeless persons (especially unsheltered persons) and assessing their individual needs

GCRA is just one of many organizations working within the Upstate Continuum of Care working to reduce and end homelessness in the Upstate of South Carolina. The Upstate CoC is made up of twelve counties including Greenville, and over 80 organizations taking action to end homelessness in their communities. One of these organizations is the Greenville Homeless Alliance (GHA) which released its 2021 Report on Homelessness in Greenville County, an update for the 2019 report. The report identifies five key strategies to a safe and affordable home for all.

- 1) Increase Housing and Exits from Homelessness
- 2) Reduce Barriers
- 3) Strengthen Coordinated Response
- 4) Support Transit
- 5) Impact Policymaking

In the County, United Housing Connections (UHC), the Lead Agency for the Upstate CoC, engages in community outreach to designed to fill gaps in services for people experiencing chronic homelessness that are unsheltered. In an effort to redirect funds given to panhandlers, United Housing Connections has placed QR codes around the city and encouraged people to “Keep your Change to Be the Change” to help fund community outreach teams for people experiencing homelessness. QR codes are placed around the city to make donating easy.

One strategy to reduce barriers to people receiving homelessness services is to increase outreach. UHC in partnership with the Upstate CoC and the City of Greenville hired two full-time peer support specialists focused on outreach in downtown Greenville. This outreach team aims to form relationships and gain the trust of unsheltered people to connect them to housing and services.

UHC's Street Outreach Program and the PATH Program are two of many Street Outreach Programs in Greenville County. From those two

programs alone, over 500 individuals were connected to services like emergency shelter, permanent housing, and mental health resources. ([2023 Greenville County State of Homelessness Report](https://www.gvlhomes4all.org/research) (GCSHR) <https://www.gvlhomes4all.org/research>).

Addressing the emergency shelter and transitional housing needs of homeless persons

According to the Greenville Homeless Alliance [One page summary of the 2023 Homelessness Data](https://www.gvlhomes4all.org/research) (<https://www.gvlhomes4all.org/research>) at least 3,800 men, women and children experienced homelessness in Greenville County in 2021-2022. 2,381 were served in emergency shelter, 126 were counted as unsheltered, and 1,304 school age children had indicated experiencing homelessness.

From those persons served in emergency shelter, 151 had an exit destination to permanent housing, 404 to temporary housing or institutional settings, 318 went to stay with family or friends, and 1,508 had an unknown exit destination (2023 Greenville County State of Homelessness Report). In 2022, GCRA awarded four organizations operating 6 shelters which served 442 persons in PY2022. for a total of approximately \$147,000 for emergency shelter activities. These organizations funded six emergency shelter programs in the County. This year's reporting from HMIS through Sage shows 504 persons served in emergency shelter. ESG funding for the emergency shelter component this year went to fund essential services and shelter operations.

Helping low-income individuals and families avoid becoming homeless, especially extremely low-income individuals and families and those who are: likely to become homeless after being discharged from publicly funded institutions and systems of care (such as health care facilities, mental health facilities, foster care and other youth facilities, and corrections programs and institutions); and, receiving assistance from public or private agencies that address housing, health, social services, employment, education, or youth needs

In Greenville County Homeless Prevention programs funded by ESG and Emergency Rental Assistance Program (ERAP) served 405 Households, 500 adults, and 392 children in the 2022 calendar year. The Emergency Rental Assistance Program (ERAP II) funded through Greenville County's American Rescue Plan 12.5M allocation was managed by United Housing Connections and distributed financial assistance to 2,013 unique households in FY22. Under this program, households at 80% or below Annual Median Income (AMI) could apply for rental and utilities assistance, moving expenses, legal fees due to eviction, brief hotel stays and essential household furnishings. Rental and utilities assistance could be paid for up to 12 months in accumulated rent and three to six months in advance. All households were limited to no more than 18 months' assistance. (Source 2023 Greenville County State of Homelessness Report)

The Greenville County Human Relations Commission (HRC) administers the County's Fair Housing and Employment activities which involves investigating housing discrimination complaints, housing solution referrals, and conducting educational programs on landlord-tenant relations, financial literacy, and substandard housing. HRC served over 1,612 households in the PY. Additionally, HRC provides case management for the Homeless Prevention and Rapid Rehousing program which helps individuals and families avoid homelessness and obtain permanent housing. HRC and GCRA served 23 households with rapid re-housing programs and 12 households with homelessness prevention services.

Helping homeless persons (especially chronically homeless individuals and families, families with children, veterans and their families, and unaccompanied youth) make the transition to permanent housing and independent living, including shortening the period of time that individuals and families experience homelessness, facilitating access for homeless individuals and families to affordable housing units, and preventing individuals and families who were recently homeless from becoming homeless again

Our partners SHARE, Step-By-Step, and United Ministries assist those that have been incarcerated and other chronically homeless persons that have health care issues and mental health problems. United Ministries Place of Hope focuses primarily on individuals, many of which are veterans, and some are unaccompanied youth. United Ministries Interfaith Hospitality Network through its partnership with local congregations provides emergency shelter and essential services for families. Band of Brothers Prisons ministry works with previously incarcerated individuals and especially veterans. These organizations help with education and employment as a means of preventing future homelessness. Additionally, through the Homeless Prevention and Rapid Rehousing Program, we assist homeless individuals and families, from seniors and those with disabilities, to veterans, single parent families, and victims of domestic violence with case management and permanent housing. GCRA serves with the CoC on the coordinated entry process to address the timeliness of families experiencing homelessness.

CR-30 - Public Housing 91.220(h); 91.320(j)

Actions taken to address the needs of public housing

GCRA does not own or operate public housing. The Greenville Housing Authority (TGHA) and the Greer Housing Authority administer public housing in the County of Greenville. TGHA's plans and progress reports which contain actions taken to address the needs of public housing can be viewed here <https://www.tgha.net/annual-plans>. TGHA has not released to the public a 2022 Annual Plan so the below information is the

most current at this time.

Below is summary of progress achieved in the goals established in TGHA's Five Year Agency Plan covering 2020 through 2024.

GOAL: Preservation and Expansion of Affordable Housing Units

1. Complete the exit from the traditional public housing program through voluntary conversion of the remaining 155 public housing units and provide 100% long-term Project Based Vouches on housing units.

Streamlined Voluntary Conversion application in progress and will be submitted by 12/31/2020.

2. Place in service the 193 Low Income Housing Tax Credit units at The Preserve at Logan Park and complete Phase II as workforce housing.

Preserve Park, rehab of the former Garden Apartments 80-unit building was completed and fully occupied by July 31, 2020. Preserve Court, the new construction of 113 unit is scheduled to complete construction by October 31, 2020, and occupied by March 31, 2021.

3. Complete the recapitalization of Valley Creek through refinancing and rehabilitation and provide long term affordability under RAD Transfer of Assistance and Non-RAD Project Based Vouchers.

Closed on FHA 223f financing in late September 2020 and rehab construction will commence by the end of October 2020 with a one-year construction schedule.

4. Complete recapitalization of Charleston Place through rehabilitation and preserve long term affordability through acquisition of the Limited Partner interest.

Planning for this project will commence in 2021.

5. Preserve long term affordability of Heritage and Evergreen properties through acquisition of General Partner interest.

This will occur as part of the conversion under the Streamlined Voluntary Conversion Program scheduled to be completed in first quarter of

2021.

6. Expand affordable housing through new development on TGHA owned vacant land.

Final assessment of vacant land in progress. Final development or disposition plans will be completed in 2021.

7. Expand affordable housing through partnerships with private developers.

Entered into a Memorandum of Agreement with Saint Capital, LLC to partner on development of 141 mixed income project located on Academy, Ware and Perry Streets.

8. Maintain the Housing Choice Voucher Program at maximum utilization of all funding provided annually through appropriations and apply for any new voucher funding made available.

Full utilization based on available funding will be maintained in 2020.

Actions taken to encourage public housing residents to become more involved in management and participate in homeownership

GCRA does not own or operate public housing. The Greenville Housing Authority (TGHA) and the Greer Housing Authority administer public housing in the County of Greenville. TGHA's plans and progress reports which contain actions taken to address the needs of public housing can be viewed here <https://www.tgha.net/annual-plans>

The Family Self-Sufficiency (FSS) Program provides opportunities to residents of the Public Housing and Housing Choice Voucher Programs to become financially independent. TGHA also has a Section Eight Housing Choice Voucher Program to be used towards the purchase of their homes. TGHA partners with Greenville County Human Relations Commission to provide Homebuyer Education Course to families interested in becoming a homeowners. TGHA provides Job fairs in partnership with SC Works Greenville and multiple employers to assist with resume writing, on the spot interviews and how to utilize the SC Works system to search for employments. This will help for self-sufficiency and empowerment, providing opportunities for homeownership in the future.

Actions taken to provide assistance to troubled PHAs

GCRA does not own or operate public housing and did not take any action to provide assistance to troubled PHA's.

CR-35 - Other Actions 91.220(j)-(k); 91.320(i)-(j)

Actions taken to remove or ameliorate the negative effects of public policies that serve as barriers to affordable housing such as land use controls, tax policies affecting land, zoning ordinances, building codes, fees and charges, growth limitations, and policies affecting the return on residential investment. 91.220 (j); 91.320 (i)

The 2018 Greenville County Affordable Housing Study, prepared by CZB consulting, identified that approximately 45,000 households in the County have income of less than \$25,000 per year. This target population experiences an extremely high-cost burden on housing and is already facing difficulties in finding affordable, safe, and decent rental units. Amongst Greenville County's low-to-moderate income population, there are approximately 10,959 renters and 8,030 homeowners experiencing one or more of the four major housing problems defined by HUD which are: incomplete kitchen facilities, incomplete plumbing facilities, more than one person per room, and cost burden greater than 30%. As a result of the Study, the County Administration has been providing supplementary funding (Affordable Housing Fund – AHF) to GCRA for the past 3 years for \$1,000,000 per year to help with gap funding affordable housing development projects developed by GCRA and its partners. The AHF is an additional funding source to help with the development of affordable housing units in the County. Additionally, Greenville County's Zoning Ordinance also has a new 'Flexible Review District' (FRD), which allows developers to creatively propose smaller lot sizes, attached housing and with higher density development options. Therefore, creating opportunities for diverse housing types with affordable housing inclusion with mixed income. This has also helped to remove large lot zoning requirement in the County. Furthermore, Greenville County and the City of Greenville partnered with ReWa (a Regional Sewer agency) to create a voucher program, which allows non-profit and for-profit developers to receive reduced sewer fees in exchange for affordable housing development. This partnership has helped ameliorate the cost burden on affordable housing development relating to impact fees assessed on projects. Furthermore, GCRA partners with Greenville Legislative Delegation Transportation Committee (GLDTC) on infrastructure improvement projects in low- and moderate-income neighborhoods on numerous infrastructure improvements such, road, stormwater, and utility systems. This partnership helps to fund the projects in a 50:50 cost sharing ratio with the agency. The Parker Sewer District also assists with sanitary sewer improvements in their districts, while CDBG funds are used for material purchases. This is a substantial cost savings for upgrade or improvement to antiquated sanitary sewer lines in low- and moderate-income neighborhoods in Greenville County.

Actions taken to address obstacles to meeting underserved needs. 91.220(k); 91.320(j)

GCRA administers an emergency rehab program that provides grant funds to seniors and persons living with disabilities. This program provides up to \$10,000 to address code issues and/or improve handicap accessibility allowing residents to age in place. This program particularly assists our clients that are below 30 percent of AMI and on fixed and limited income to address these code issues and help them to remain in their homes.

GCRA partners with the Continuum of Care agencies to address homelessness in the County. ESG funding is used to help families at risk of being homeless or literally homeless with permanent housing by providing deposits to their rentals, paying off delinquent or outstanding utility bills that would prevent families from obtaining future housing, and paying their rents. The ESG program also helps families acquire the knowledge and skills needed to ensure that they remain self-sufficient and able to retain stable housing. ESG clients receive case management from HUD-certified housing counselors and are scheduled for a one-on-one financial counseling sessions with a highly trained, professional financial counselor at one of Greenville County Human Relations Commission's Greenville Financial Empowerment Centers sites. Counseling is provided in-person, by phone, or through virtual platforms and can be scheduled to fit each client's calendar.

The Continuum of Care agencies have helped to implement some measures identified in the original White Paper and will continue with the new edition. Individuals or families assisted are very low-income families (30% or below of AMI). Greenville Homeless Alliance is the lead organization working on the White Papers. GCRA is a steering committee member for the Greenville Homeless Alliance, and this committee sets future priorities, coordinates action, and works to ensure financial and human resources are in place to support the collective agenda.

Additionally, addressing barriers to affordable housing must continue to be a comprehensive approach and commitment from public officials, private donors, and the public and as well coordinated efforts of various county and city agencies. Education on affordable housing needs and gentrification should continue to be discussed and addressed. Providing opportunities such as donated properties/developable lands with improved infrastructure are extremely helpful to the attainment of affordable housing. Private foundations/donors providing grant funds towards affordable housing development also helps to reduce the burden/dependency on Federal funds.

Actions taken to reduce lead-based paint hazards. 91.220(k); 91.320(j)

The GCRA reduces lead-based paint hazards through its home repair policy which consists of risk education for rehab program clients and varying levels of lead assessment and abatement based on the extent of repair work. GCRA staff have completed training and become certified Lead Inspectors and Lead Risk Assessors Policy guidelines to reduce lead-based paint hazards are as follows:

1. All home repair participants with homes constructed before 1978 receive a brochure about the hazards of lead-based paint and must sign acknowledging receipt of the brochure. Safe work practices are used on all repair jobs of less than \$5,000. For roof jobs regardless of cost, a lead paint clearance test is performed by a lead risk assessment firm after the roof is replaced. For all jobs exceeding \$5000, a lead risk assessment is performed, and the results of the test are incorporated into the scope of work for the job. A lead clearance test is performed by a risk assessment firm upon the job's completion. For jobs exceeding \$25,000, abatement of lead paint would occur.

Actions taken to reduce the number of poverty-level families. 91.220(k); 91.320(j)

Assets such as savings and homeownership are essential to a family's economic security. The County's down payment assistance program helps low-income families build assets that are otherwise difficult to attain due to limited resources and inability to save. As a result of changing markets and increased prices in homes, GCRA has increased their down payment assistance maximum from \$5,000 to \$10,000. GCRA also provides end mortgages, using Mortgage Loan Fund to help households that are experiencing difficulty in obtaining an affordable mortgage from traditional banks, due to no credit history or higher interest rates offered by bankers but are however creditworthy to purchase their home. All participants are required to attend financial literacy, budgeting and pre-purchase and post homeownership classes with Greenville County Human Relations Commission. This comprehensive, eight-hour class covers all facets of the homebuying process through ten distinct modules, from assessing readiness for homeownership to financing and purchasing a home to addressing insurance, repairs, and other homeowner obligations. The class is also intentional in covering fair housing rights and laws to ensure that participants are aware of their fair housing rights and know where to access local resources if they suspect that their fair housing rights have been violated. Upon completing the class, all participants receive a personal follow-up call from one of GCHRC's HUD-certified housing counselors to assist them in their homebuying journey. Counselors are available to support homebuyers for as long as the client requests assistance.

HRC's financial empowerment center reports the following accomplishments for the 2022 calendar year.

- 709 Clients Served
- Average credit score increases of 48 points.
- Demographics: 67% Renters, 19% homeowners, 57% African American, 25% White, 17% Other or Multiple races
- Overall Debt decreased \$1.2 million.
- Saving increase \$209K
- AMI of clients 29% under 30% AMI, 27% between 30-50% AMI, 31% between 50-80% AMI, 13% above 80% AMI

In addition to one-on-one the FEC held group classes at Greenville Tech, Fresh Start, St Clare's Home, SC Works, the library, and at multiple schools. FEC Counselors had the opportunity to attend two national training courses in FL and NY. The FEC hired a 3rd full time counselor in late November.

Actions taken to develop institutional structure. 91.220(k); 91.320(j)

The Greenville County Redevelopment Authority (GCRA) is the lead agency, responsible for the preparation and implementation of the Consolidated and Annual Action Plan. The Greenville County Redevelopment Authority is governed by a twelve-member board, representing each of the County Districts and appointed by the County Council. GCRA administers the County's CDBG, HOME and ESG programs. GCRA also works closely and provides technical assistance to the five cooperating municipalities participating in the Greenville County urban county program. GCRA partners with various development partners (non-profit and for-profit agencies) and as well as other public agencies, leveraging funds and resources to successfully accomplish the Consolidated and Annual Action. GCRA partners with the CoC group to address homelessness in the County and is currently working with the Greenville Housing Authority with Section 8 housing opportunities and inspections of the units.

GCRA continues to recommend housing and infrastructure improvement projects and activities, seek funding from other public agencies to leverage resources and accomplish the goals and objectives for the County Council.

Actions taken to enhance coordination between public and private housing and social service agencies. 91.220(k); 91.320(j)

The Greenville County Planning Department administers the County's zoning and subdivision regulations, and is responsible for comprehensive and specialized planning efforts, including the County General Development Plan. The Planning Department Commission staff also administers zoning ordinances and prepares plans for the Cities of Greenville, Fountain Inn, Greer, Mauldin, Simpsonville, and Travelers Rest, including elements related to land use and housing. The County's Planning Department also prepares neighborhood master plans for the County's Redevelopment Areas. The Planning Department includes GCRA along with other staff to review and provide input for upcoming rezoning requests. Additionally, the GCRA coordinates with Code Enforcement to demolish substandard properties in County redevelopment areas. The combination of these coordinated efforts creates opportunities for the implementation of neighborhood master plans by GCRA and its housing partners. Greenville County Planning is in the process of completing a Comprehensive Master Plan, which will include a comprehensive approach to the housing element component. The recommendations identified in the Greenville Housing study report will be an excellent resource to the comprehensive master plan. Additionally, some of issues identified in the draft Analysis of implements will be included in the housing element of the Master Plan. The Planning Division has been in pursuit of a new zoning ordinance since the adoption of the 2020 Comprehensive Plan,

particularly to address the inconsistency between the recommendation of the Comprehensive and zoning ordinance. Below are a few accomplishments that address the fair housing recommendations:

- Provide financial counseling and credit improvement programs so low-income households can obtain mortgages. The Human Relations Commission operates the “Greenville Financial Empowerment Centers” program which offers free, one-on-one financial counseling with highly trained financial counselors. Counselors help clients identify their financial goals and then create an action plan to achieve them. Counseling focuses on repaying debt, establishing savings, building credit, and using traditional, affordable banking products in lieu of payday loans and other predatory lending.
- Celebrated the 55th Fair Housing Training in April 2023. Educational workshops were provided to landlords, residents, social workers, realtors, counselors, magistrates, housing authority staff members, and community partners. Continuing education credits were offered, and more than 140 housing industry professionals participated.

Identify actions taken to overcome the effects of any impediments identified in the jurisdictions analysis of impediments to fair housing choice. 91.520(a)

The Greenville County Human Relations Commission (GCHRC) provides Fair Housing counseling and education to low income and minority populations. However, minorities in Greenville County and the City of Greenville continue to be targeted by discriminatory and predatory practices. GCHRC promotes fair housing choice for all persons, regardless of race, color, national origin, religion, sex, familial status, or handicap. The program is targeted towards those who are most likely to be discriminated against, including African Americans, Hispanics, the elderly, and the disabled.

Through GCHRC’s fair housing programming, individuals in the protected classes are provided outreach and educational services with a targeted, strategic approach. Programming aims to meaningfully impact the lives of citizens who were previously unaware of federal programs and laws that protect individuals from civil rights abuses. GCHRC is committed to helping people; by partnering with jurisdictions, developers, and nonprofit agencies to provide fair housing education, outreach, and counseling services directly to underserved populations in Greenville County. GCHRC is also committed to affirmatively furthering fair housing and building the capacity of agencies to eliminate future needs.

A summary of fair housing program activities follows:

Workshops: GCHRC offers a variety of free, community-based fair housing workshops in both in-person and virtual formats. Workshops are held

in partnership with community partners that serve the protected classes, including senior housing complexes, neighborhood associations in low-income, minority neighborhoods, and nonprofit relief agencies. Workshops provide participants with an overview of fair housing law, helping participants know and understand their fair housing rights and how to assess local resources if they suspect their rights have been violated. To increase access to persons with Limited English Proficiency, GCHRC also hosts targeted workshops in Spanish and Cantonese.

ESG Program: The ESG program provided case management to sixty-five people, (27 adults & 38 children). All ESG qualifying families received case management and a referral for a one-on-one financial counseling session with the evidence-based Greenville Financial Empowerment Centers program operated by Greenville County Human Relations Commission.

Analysis of Impediments to Fair Housing: The FY 2020-2024 Analysis of Impediments to Fair Housing Choice is complete identified the following: Lack of Affordable Housing (2) Lack of Accessible Housing (3) Limited Housing Choice (4) Lack of Fair Housing Awareness (5) Barriers to Economic Opportunities (6) Need to Manage Future Growth. GCRA's various housing programs - homeownership units, rental housing, rental assistance for homeless population, repairs and rehab for special needs, persons living with disabilities, providing affordable mortgages with MLF and direct financial assistance towards down payment and closing cost assistance are intentional to meet diverse population and income ranges of very low-, low-, moderate- and middle-income households. Furthermore, in partnership with GCHRC, the residents of Greenville have access to Fair housing and housing counseling services. The various housing typologies developed by GCRA and the Housing Partners, from single family attached and detached for rental and homeownership units, support for permanent support housing with SROs addressing single adult homeless populations, multi-family apartments buildings developed by GCRA housing partners all provide housing choices. Handicapped accessible units are included in all new construction units, while the repair and rehab programs are used to install any accessibility component in existing homes required by the homeowners.

The [2020-2024 Analysis of Impediments to Fair Housing](#) is available at the following websites: Greenville County Human Relations, Greenville County Redevelopment Authority, The City of Greenville Community Development Division, The Greenville Housing Authority and the Greer Housing Authority.

Actions Taken in Response to Impediments: Greenville County Administration's continual support of affordable housing with an annual contribution of \$1,000,000, used to leverage the entitlements and administered by GCRA is in its third-year allocation. This fund is used to support affordable housing developed by GCRA and Housing Partners. GCRA provides LIHTC Housing Developers and other non-profit agencies gap financing to their projects to ensure affordability of the units. Additionally, GCRA has partnered with Rebuild and Habitat to assist seniors and persons living with disability with grants and forgivable loans to repair their homes, addressing accessibility, and promote opportunities to

age in place. A total of 41 households were assisted, 80% being of extremely low or low income. GCRA also partners with Community Works Carolina to provide down payment and closing assistance to First Time Homebuyers to promote homeownership opportunities to low- and moderate-income households.

CR-40 - Monitoring 91.220 and 91.230

Describe the standards and procedures used to monitor activities carried out in furtherance of the plan and used to ensure long-term compliance with requirements of the programs involved, including minority business outreach and the comprehensive planning requirements

GCRA is responsible for monitoring the performance of each sub-recipient under the terms of its contract and Memorandum of Understanding. Each project is reviewed for its compliance with applicable CDBG, HOME and ESG program regulations. Monitoring procedures for applicable programs are described below.

Business Loans Creation and retention of low- and moderate-income jobs. Staff review employment income verification forms completed for all employees hired or retained. Proof of payment for all jobs created or maintained is collected and reviewed. Balance sheets, cash flow statement and 1-year projection are among document reviewed at application, as well as certificate of liability insurance for the business, and summary of loan expenditures and receipts. GCRA is in the process of creating a more robust monitoring program for our ED loan.

CDBG-Public Service & ESG Partners CDBG and ESG Subrecipients are monitored continuously throughout the year. All federal regulations and laws listed in their contracts are monitored including but not limited to Davis Bacon, Hatch Act, conflict of interest, and procurement guidelines. All reimbursement documentation is carefully reviewed. Throughout the year, staff attend various events or visit projects to monitor progress and evaluate contract compliance. Inspections by GCRA Construction officials are conducted for any rehabilitation or maintenance related projects. There is also desk monitoring and on-site monitoring that occurs annually toward the end of the fiscal year. This ensures that on-site procedures for security and organization are being met. Staff also capture intake forms and procedural processes for client assistance. A checklist is used to ensure all regulations and program information has been reviewed such as National Objective and eligibility; Conformance to sub recipient agreement; Record keeping system; Financial Management systems; Procurement; Equipment and real property; Non-discrimination and actions to fair housing; Conclusions and follow up. GCRA staff obtained a full list of clients served during the funding year. The lists contain addresses of all participants, (with the exception of Outreach Clients for ESG program) confirming eligibility, such as location within jurisdiction, income, demographics for each sub recipient program. At the end of each monitoring visit, recaps of findings or non-findings were

discussed. Upon completion of the monitoring, each subrecipient was provided a letter of compliance & performance, items to be addressed were also noted.

Housing Partners projects: All proposals are reviewed and underwritten to ensure that prospective developers have capacity and past knowledge in development process, adequate funding to complete and eligible clients are in the completed units. Construction staff conduct inspection of the completed construction prior to processing of the payment request. Annual performance reports are obtained from partners on all HOME assisted projects. Staff conduct monitoring visits to review partners' files on projects/programs management and beneficiaries' data to ensure compliance with program regulations.

Citizen Participation Plan 91.105(d); 91.115(d)

Describe the efforts to provide citizens with reasonable notice and an opportunity to comment on performance reports.

Below is the timeline of public noticing for the FY 2022 CAPER:

- Public Notice appeared in Greenville News 9/12/2023.
- CAPER Summary and public notice posted on GCRA website 9/12/2023.
- Public Hearing held 9/21/2023
- Public comment period 9/13/23-9/27/2023

GCRA published the public notice in English and Spanish as well as invited interested parties who need a reasonable accommodation to contact us in advance. Notice was published in the legal section of the Greenville news and posted outside of the GCRA office. The notice was also sent out via email to stakeholders, partners, the public, and other individuals who subscribe to the GCRA list-serv email list. The public hearing was provided for people to attend in person at the GCRA offices. We received no members of the public attending the meeting and no public comments. GCRA reaches out to the Hispanic Alliance in preparation for its Annual Action Plan Meetings and CAPER public comment period. See Appendix A for the public comment documentation.

CR-45 - CDBG 91.520(c)

Specify the nature of, and reasons for, any changes in the jurisdiction's program objectives and indications of how the jurisdiction would change its programs as a result of its experiences.

There are no changes to our current programs. GCRA staff plans to market more of the Homeowner Rehabilitation Loan program in the future.

Does this Jurisdiction have any open Brownfields Economic Development Initiative (BEDI) grants?

No

[BEDI grantees] Describe accomplishments and program outcomes during the last year.

CR-50 - HOME 24 CFR 91.520(d)

Include the results of on-site inspections of affordable rental housing assisted under the program to determine compliance with housing codes and other applicable regulations

GCRA owns and in-house manages sixty-eight rental properties. The addresses listed below reflect rental units that are complete and inspected annually. Any deficiencies are noted using the International Property Maintenance Code, repaired and reinspected. Inspectors are either licensed homebuilders or certified ICC housing inspectors. Deficiencies corrected included replacing front steps, repairing kitchen and bathroom flooring damaged by water, replacing missing and damaged handrails, a broken windowpane, smoke detector batteries, broken refrigerators, a broken garbage disposal, broken doorknobs, dripping faucets and shower heads, roof replacements, HVAC repairs, water heater replacement.

Parker at Cone, a 64-unit apartment building, is inspected every two years and was inspected in 2022. Issues found during the 2022 annual inspection were standard issues (broken blinds, dirty carpet, dripping faucets, dirty walls). The issues found during inspections were resolved and the units were upfitted for the next tenant.

Single Family Detached Rental Units: 7 Saco Street, 6 Bryant Street, 130 Marie Street, 106 2nd Street, 107 Alice Avenue, 111 Arnold Street, 3 14th Street, 324 E. Arlington Avenue, 6 Hardin Street, 108 Harris Street, 106 Lanford, 511 Trade Street, 125 Will Street, 133 Will Street, 137 Will Street, 1 D Street, 6 D Street, 7 D Street, 8 D Street, 105 Goodrich Street, 102 Heatherly Drive, 106 Heatherly Drive, 102 Telfair Street, 279 Moore Street, 321 Tremont Avenue, 31 Norwood Street, 15 Speed Street, 132 Baker Street, 203 Mack Street, 11 24th Street, 19 Young Street, 21

Young Street, 21 McBeth Street, 304 Miller Road, 16 3rd Avenue, 29 Broadus Street, 114 Westwood Drive, and 1 D Street, 235 Whitney, 112 E. Church St, 202 Roosevelt Avenue.

Single Family Attached Units: (Brutontown, 5 Duplex Buildings): 10 Marie Street, 12 Marie Street, 18 Marie Street, 20 Marie Street, 110 Marie Street, 112 Marie Street, 114 Marie Street, 116 Marie Street, 120 Marie Street, 122 Marie Street.

Single Family Attached Units: (Miller Road, 9 Duplex Buildings): 1 Journey Lane, 3 Journey Lane, 5 Journey Lane 7 Journey Lane, 9 Journey Lane, 11 Journey Lane, 15 Journey Lane, 17 Journey Lane, 19 Journey Lane, 21 Journey Lane, 23 Journey Lane, 25 Journey Lane, 27 Journey Lane, 29 Journey Lane, 31 Journey Lane, 33 Journey Lane 35 Journey Lane, 37 Journey Lane.

Provide an assessment of the jurisdiction's affirmative marketing actions for HOME units. 24 CFR 91.520(e) and 24 CFR 92.351(a)

GCRA sells its homes built with HOME funds by listing them with local realtors who specialize in working with first time homebuyers that are within the low to moderate income range. In addition, the information is also listed on GCRA's website, we also sell homes because of receiving referrals from GCRA homeowners and from housing partners including Homes of Hope, United Housing Connection, The Greenville Housing Authority, and Greenville County Human Relations Commission. Marketing materials are available in English and Spanish, and now homes are shared with the neighborhood associations.

GCRA manages all its rental units. Tenants are referred to us from area shelters, United Way, and other local organizations. Our units are also placed on the GCRA website. We keep a list of individuals and families requesting rental units and as units become available, we place the tenants accordingly.

As there is a high demand for both our homeownership and rental units, they are filled as soon as they become available.

Refer to IDIS reports to describe the amount and use of program income for projects, including the number of projects and owner and tenant characteristics

During PY 2022, GCRA received \$815,155.57 in HOME program income and expended \$614,183 in HOME program income (PI) (PR-09 report). HOME program income in this PY funded 17 homeownership new construction units with the following owner demographics: 8 African American households, 8 White households, 1 Other households. AMI ranges include 1 household under 30% AMI, 8 households between 31-50% AMI, 4

households between 60-80% AMI, and 4 households between 51-80% AMI.

Describe other actions taken to foster and maintain affordable housing. 24 CFR 91.220(k) (STATES ONLY: Including the coordination of LIHTC with the development of affordable housing). 24 CFR 91.320(j)

GCRA's efforts at fostering and maintaining affordable housing take place with either gap financing to affordable housing providers and developers for new housing construction and rehabilitation projects for low- and moderate-income households. These units are deed restricted with recorded subsidies and affordability period requirement recorded in accordance with HOME regulation and based on the amount of HOME funding invested.

Parkside at Bulter I, a LIHTC project with 72-units in the City of Mauldin was completed in FY2022. This project targets individuals and families earning up to 60% of the AMI.

GCRA administers the Greenville County Affordable Housing Fund (GCAHF) on behalf of Greenville County. This funding source will provide \$1,000,000 a year over 5 years. GCAHF was established in 2019 as a result of the recommendation of the 2018 Affordable Housing Study for Greenville County to support production and supply of affordable workforce housing in the County. The general purposes of HOME and GCAHF are expanding the supply of decent and affordable housing and workforce housing, particularly rental housing, for very low income-, low-, moderate-, and middle-income residents (GCAHF only), strengthening the abilities of state and local governments to design and implement strategies for achieving adequate supplies of decent housing affordable to the residents. The Programs are meant to extend and strengthen partnerships among all levels of government and the private sector, including for profit and nonprofit organizations, in the production and operation of affordable housing. GCAHF can be used at our discretion to fund anything from multifamily housing projects to owner occupied new construction. It can serve as gap financing for projects when federal funding sources are too restrictive.

CR-58 – Section 3

Identify the number of individuals assisted and the types of assistance provided

Total Labor Hours	CDBG	HOME	ESG	HOPWA	HTF
Total Number of Activities	3	0	0	0	0
Total Labor Hours	2,554				
Total Section 3 Worker Hours	428				
Total Targeted Section 3 Worker Hours	428				

Table 14 – Total Labor Hours

Qualitative Efforts - Number of Activities by Program	CDBG	HOME	ESG	HOPWA	HTF
Outreach efforts to generate job applicants who are Public Housing Targeted Workers					
Outreach efforts to generate job applicants who are Other Funding Targeted Workers.					
Direct, on-the job training (including apprenticeships).					
Indirect training such as arranging for, contracting for, or paying tuition for, off-site training.					
Technical assistance to help Section 3 workers compete for jobs (e.g., resume assistance, coaching).					
Outreach efforts to identify and secure bids from Section 3 business concerns.					
Technical assistance to help Section 3 business concerns understand and bid on contracts.					
Division of contracts into smaller jobs to facilitate participation by Section 3 business concerns.					
Provided or connected residents with assistance in seeking employment including: drafting resumes, preparing for interviews, finding job opportunities, connecting residents to job placement services.					
Held one or more job fairs.					
Provided or connected residents with supportive services that can provide direct services or referrals.	X				
Provided or connected residents with supportive services that provide one or more of the following: work readiness health screenings, interview clothing, uniforms, test fees, transportation.					
Assisted residents with finding child care.					

Assisted residents to apply for or attend community college or a four-year educational institution.					
Assisted residents to apply for or attend vocational/technical training.					
Assisted residents to obtain financial literacy training and/or coaching.					
Bonding assistance, guaranties, or other efforts to support viable bids from Section 3 business concerns.					
Provided or connected residents with training on computer use or online technologies.					
Promoting the use of a business registry designed to create opportunities for disadvantaged and small businesses.					
Outreach, engagement, or referrals with the state one-stop system, as designed in Section 121(e)(2) of the Workforce Innovation and Opportunity Act.					
Other.	X				

Table 15 – Qualitative Efforts - Number of Activities by Program

Narrative

Three activities in IDIS were closed with Section 3 accomplishments, one from 2019 and two from 2020. They are reported below as they have not been reported in any prior CAPERS. In the future Section 3 reports will include only the completed accomplishments of the current CAPER PY. GCRA is currently implementing a Section 3 plan and should see an increase in accomplishments in future years.

CR-60 - ESG 91.520(g) (ESG Recipients only)

ESG Supplement to the CAPER in *e-snaps*

For Paperwork Reduction Act

1. Recipient Information—All Recipients Complete

Basic Grant Information

Recipient Name	GREENVILLE COUNTY
Organizational DUNS Number	077991206
UEI	

CAPER

49

EIN/TIN Number	576000356
Identify the Field Office	COLUMBIA
Identify CoC(s) in which the recipient or subrecipient(s) will provide ESG assistance	

ESG Contact Name

Prefix	Mr.
First Name	John
Middle Name	
Last Name	Castile
Suffix	
Title	Executive Director

ESG Contact Address

Street Address 1	301 University Ridge
Street Address 2	Suite 2500
City	Greenville
State	SC
ZIP Code	-
Phone Number	8642429801
Extension	114
Fax Number	
Email Address	jcastile@gcra-sc.org

ESG Secondary Contact

Prefix	Mrs.
First Name	Imma
Last Name	Nwobodu
Suffix	
Title	Program Director
Phone Number	8642429801

Extension

115

Email Address

inwobodu@gcra-sc.org

2. Reporting Period—All Recipients Complete

Program Year Start Date

07/01/2022

Program Year End Date

06/30/2023

3a. Subrecipient Form – Complete one form for each subrecipient

Subrecipient or Contractor Name: United Ministries

City: Greenville

State: SC

Zip Code: 29601, 3320

DUNS Number: 163028392

UEI:

Is subrecipient a victim services provider: N

Subrecipient Organization Type: Other Non-Profit Organization

ESG Subgrant or Contract Award Amount: 62168

Subrecipient or Contractor Name: SHARE

City: Greenville

State: SC

Zip Code: 29603, 0204

DUNS Number: 039283668

UEI:

Is subrecipient a victim services provider: N

Subrecipient Organization Type: Other Non-Profit Organization

ESG Subgrant or Contract Award Amount: 11000

Subrecipient or Contractor Name: United Housing Connections

City: Greenville

State: SC

Zip Code: 29607, 2536

DUNS Number: 035457790

UEI:

Is subrecipient a victim services provider: N

Subrecipient Organization Type: Other Non-Profit Organization

ESG Subgrant or Contract Award Amount: 33810

Subrecipient or Contractor Name: First Impression of SC
City: Greenville
State: SC
Zip Code: 29607, 4256
DUNS Number: 033129260
UEI:
Is subrecipient a victim services provider: N
Subrecipient Organization Type: Other Non-Profit Organization
ESG Subgrant or Contract Award Amount: 10000

Subrecipient or Contractor Name: Pendleton Place
City: Greenville
State: SC
Zip Code: 29601, 2317
DUNS Number: 98397235
UEI:
Is subrecipient a victim services provider: N
Subrecipient Organization Type: Other Non-Profit Organization
ESG Subgrant or Contract Award Amount: 40000

CR-65 - Persons Assisted

The following tables in CR-65, 70, and 75 are no longer reported in this format. Please see the accompanying reports in the appendices titled **CAPER Aggregator 2.0** and **HUD ESG CAPER** for information on clients served and expenditure for the year.

4. Persons Served

4a. Complete for Homelessness Prevention Activities

Number of Persons in Households	Total
Adults	
Children	
Don't Know/Refused/Other	
Missing Information	
Total	

Table 16 – Household Information for Homeless Prevention Activities

4b. Complete for Rapid Re-Housing Activities

Number of Persons in Households	Total
Adults	
Children	
Don't Know/Refused/Other	
Missing Information	
Total	

Table 17 – Household Information for Rapid Re-Housing Activities

4c. Complete for Shelter

Number of Persons in Households	Total
Adults	
Children	
Don't Know/Refused/Other	
Missing Information	
Total	

Table 18 – Shelter Information

4d. Street Outreach

Number of Persons in Households	Total
Adults	
Children	
Don't Know/Refused/Other	
Missing Information	
Total	

Table 19 – Household Information for Street Outreach

4e. Totals for all Persons Served with ESG

Number of Persons in Households	Total
Adults	
Children	
Don't Know/Refused/Other	
Missing Information	
Total	

Table 20 – Household Information for Persons Served with ESG

5. Gender—Complete for All Activities

	Total
Male	
Female	
Transgender	
Don't Know/Refused/Other	
Missing Information	
Total	

Table 21 – Gender Information

6. Age—Complete for All Activities

	Total
Under 18	
18-24	
25 and over	
Don't Know/Refused/Other	
Missing Information	
Total	

Table 22 – Age Information

7. Special Populations Served—Complete for All Activities

Number of Persons in Households

Subpopulation	Total	Total Persons Served – Prevention	Total Persons Served – RRH	Total Persons Served in Emergency Shelters
Veterans				
Victims of Domestic Violence				
Elderly				
HIV/AIDS				
Chronically Homeless				
Persons with Disabilities:				
Severely Mentally Ill				
Chronic Substance Abuse				
Other Disability				
Total (unduplicated if possible)				

Table 23 – Special Population Served

CR-70 – ESG 91.520(g) - Assistance Provided and Outcomes

10. Shelter Utilization

Number of New Units – Rehabbed	
Number of New Units – Conversion	
Total Number of bed - nights available	
Total Number of bed - nights provided	
Capacity Utilization	

Table 24 – Shelter Capacity

11. Project Outcomes Data measured under the performance standards developed in consultation with the CoC(s)

CR-75 – Expenditures

11. Expenditures

11a. ESG Expenditures for Homelessness Prevention

	Dollar Amount of Expenditures in Program Year		
	2020	2021	2022
Expenditures for Rental Assistance			
Expenditures for Housing Relocation and Stabilization Services - Financial Assistance			
Expenditures for Housing Relocation & Stabilization Services - Services			
Expenditures for Homeless Prevention under Emergency Shelter Grants Program			
Subtotal Homelessness Prevention			

Table 25 – ESG Expenditures for Homelessness Prevention

11b. ESG Expenditures for Rapid Re-Housing

	Dollar Amount of Expenditures in Program Year		
	2020	2021	2022
Expenditures for Rental Assistance			
Expenditures for Housing Relocation and Stabilization Services - Financial Assistance			
Expenditures for Housing Relocation & Stabilization Services - Services			
Expenditures for Homeless Assistance under Emergency Shelter Grants Program			
Subtotal Rapid Re-Housing			

Table 26 – ESG Expenditures for Rapid Re-Housing

11c. ESG Expenditures for Emergency Shelter

	Dollar Amount of Expenditures in Program Year		
	2020	2021	2022
Essential Services			
Operations			
Renovation			
Major Rehab			
Conversion			
Subtotal			

Table 27 – ESG Expenditures for Emergency Shelter

11d. Other Grant Expenditures

	Dollar Amount of Expenditures in Program Year		
	2020	2021	2022
Street Outreach			
HMIS			
Administration			

Table 28 - Other Grant Expenditures**11e. Total ESG Grant Funds**

Total ESG Funds Expended	2020	2021	2022

Table 29 - Total ESG Funds Expended**11f. Match Source**

	2020	2021	2022
Other Non-ESG HUD Funds			
Other Federal Funds			
State Government			
Local Government			
Private Funds			
Other			
Fees			
Program Income			
Total Match Amount			

Table 30 - Other Funds Expended on Eligible ESG Activities

11g. Total

Total Amount of Funds Expended on ESG Activities	2020	2021	2022

Table 31 - Total Amount of Funds Expended on ESG Activities

Appendices

Appendix A: Public Comment

- Introduction to Public Comment
- English Public Notice
- Spanish Public Notice
- Proof of Publication
- Picture of Notice outside GCRA Office
- Invitation to Spanish Alliance to public hearing
- Public Hearing Presentation

Appendix B: FY2022 Housing Goals Table

Appendix C: ESG

- FY2022 ESG CAPER (download)
- FY2022 CAPER Aggregator 2.0
- FY2022 ESG Match
- PR91 ESG 2022 and 2021 Allocation

Appendix D: CDBG

- PR-26- Adjustments - Line 20 (11,755.11) adjusting out since its already counted in line 19.
- Explanation of line 30 adjustment- Greer Summer Program was contracted, encumbered, and expended in the PY, but an IDIS activity and draw has not occurred yet. We have adjusted line 30 with this \$7,000.
- Supporting docs for \$7,000 PS expense Greer Summer Program (line 30 adjustment)
- PR-26 CDBG-CV
- CDBG MBE/WBE

Appendix E: HOME

- HOME Match

Appendix A: Public Comment

9/22/2023

The public comment period was held from September 13, 2023 -September 27, 2023.

The public hearing was held on September 21, 2023 at 4PM at the GCRA Office in County Square.

There were no attendees and no public comments were received during the public comment period.

Included

Public Notice Language English

Public Notice Language Spanish

Public Notice confirmation

Public Hearing Presentation

Images of public notice posted

Invitation to Hispanic Alliance

Notice of Public Hearing and Public Comment – Consolidated Annual Performance Evaluation Report (CAPER)

Publish 9/12/2023

The Greenville County Redevelopment Authority (GCRA) administers funding from the U.S. Department of Housing and Urban Development (HUD) for goals related to affordable housing, community development and homelessness across Greenville County. We are soliciting public comment on the **GCRA Draft 2022 Consolidated Annual Performance Evaluation Report (CAPER)**. The CAPER shows GCRA's progress in carrying out the strategic and action plan goals and summarizes the accomplishments in the program year period of July 1, 2022, through June 30, 2023.

The summary report can be viewed on <https://gcra-sc.org/> under "Quick Links" at the bottom of the homepage.

Comments will be accepted during the public comment period starting **September 13, 2022**, up until midnight **September 27, 2023**.

We invite you to attend the public hearing at the address below on **Thursday, September 21, 2023, at 4:00 PM**.

Comments can be submitted by email to ph@gcra-sc.org, submitted in writing to the address below, or made at the public hearing.

GCRA
Attn: CAPER
Greenville County Square Suite S-4300
301 University Ridge
Greenville, SC 29601

Upon request, GCRA can provide auxiliary aids or translation services for the public hearing. Please submit reasonable accommodation requests by Monday, September 19, 2023, to ph@gcra-sc.org or by phone to 864-242-9801.



Aviso de audiencia pública y comentarios públicos – Informe Consolidado Anual de Evaluación del Desempeño (CAPER)

La Autoridad de Reurbanización del Condado de Greenville (GCRA) administra los fondos del Departamento de Vivienda y Desarrollo Urbano (HUD) de EE. UU. para objetivos relacionados con viviendas asequibles, desarrollo comunitario y personas sin hogar en todo el condado de Greenville. Estamos solicitando comentarios públicos sobre la **GCRA Preliminar del Informe Consolidado Anual de Evaluación del Desempeño (CAPER) de 2022**. El CAPER muestra el progreso de GCRA en el cumplimiento de los objetivos estratégicos y del plan de acción y resume los logros en el período del año del programa del 1 de julio de 2022 al 30 de junio de 2023.

El reporte sumario se puede ver en <https://gcra-sc.org/> en "Enlaces rápidos" en la parte inferior de la página de inicio.

Se aceptarán comentarios sobre el informe durante el período de comentarios públicos a partir **del 13 de septiembre de 2022** hasta **el 27 de septiembre de 2023**.

Lo invitamos a asistir a la audiencia pública en la dirección a continuación el **jueves 21 de septiembre de 2023 a las 4:00 p.m.**

Los comentarios sobre el informe pueden enviarse por correo electrónico a ph@gcra-sc.org, enviarse por escrito a la siguiente dirección o realizarse en la audiencia pública.

GCRA
A la atención de: CAPER
Greenville County Square Suite S-4300
301 University Ridge
Greenville, SC 29601

Previa solicitud, GCRA puede proporcionar ayudas auxiliares o servicios de traducción en la audiencia pública. Envíe las solicitudes de adaptaciones razonables antes del lunes 19 de septiembre de 2023 a ph@gcra-sc.org o por teléfono al 864-242-9801.



PROOF OF PUBLICATION

Francisco Arnaiz
Jose Reynoso
Gville Cnty Redevelopment Authority
301 University RDG # S 4300
Greenville SC 29601-3636

STATE OF WISCONSIN, COUNTY OF BROWN

Being duly sworn, doth depose and say that she/he is an authorized representative of The Greenville News, a newspaper published in South Carolina; and that an advertisement of which the annexed is a true copy, taken from said paper, has been published in said newspaper in the issues dated:

09/12/2023

That said newspaper was regularly issued and circulated on those dates and that the fees charged are legal.

Sworn to and subscribed before on 09/12/2023

Legal Clerk

Notary, State of WI, County of Brown

My commission expires

Publication Cost: \$244.80

Order No: 9256968

Customer No: 948783

PO #:

of Copies:

1

THIS IS NOT AN INVOICE!

Please do not use this form for payment remittance.

MARIAH VERHAGEN
Notary Public
State of Wisconsin

Notice of Public Hearing and Public Comment -
Consolidated Annual Performance Evaluation Report
(CAPER)

Publish 9/12/2023

The Greenville County Redevelopment Authority (GCRA) administers funding from the U.S. Department of Housing and Urban Development (HUD) for goals related to affordable housing, community development and homelessness across Greenville County. We are soliciting public comment on the GCRA Draft 2022 Consolidated Annual Performance Evaluation Report (CAPER). The CAPER shows GCRA's progress in carrying out the strategic and action plan goals and summarizes the accomplishments in the program year period of July 1, 2022, through June 30, 2023.

The summary report can be viewed on <https://gcra-sc.org/> under "Quick Links" at the bottom of the homepage.

Comments will be accepted during the public comment period starting September 13, 2022, up until midnight September 27, 2023.

We invite you to attend the public hearing at the address below on Thursday, September 21, 2023, at 4:00 PM.

Comments can be submitted by email to pub@gcra-sc.org, submitted in writing to the address below, or made at the public hearing.

GCRA
Attn: CAPER
Greenville County Square Suite S-4300
301 University Ridge
Greenville, SC 29601

Upon request, GCRA can provide auxiliary aids or translation services for the public hearing. Please submit reasonable accommodation requests by Monday, September 19, 2023, to pub@gcra-sc.org or by phone to 864-242-9801.

Aviso de audiencia pública y comentarios públicos -
Informe Consolidado Anual de Evaluación del
Desempeño (CAPER)

La Autoridad de Reurbanización del Condado de Greenville (GCRA) administra los fondos del Departamento de Vivienda y Desarrollo Urbano (HUD) de EE. UU. para objetivos relacionados con viviendas asequibles, desarrollo comunitario y personas sin hogar en todo el condado de Greenville. Estamos solicitando comentarios públicos sobre la GCRA Preliminar del Informe Consolidado Anual de Evaluación del Desempeño (CAPER) de 2022. El CAPER muestra el progreso de GCRA en el cumplimiento de los objetivos estratégicos y del plan de acción y resume los logros en el periodo del año del programa del 1 de julio de 2022 al 30 de junio de 2023.

El reporte sumario se puede ver en <https://gcra-sc.org/> en "Enlaces rápidos" en la parte inferior de la página de inicio.

Se aceptarán comentarios sobre el informe durante el periodo de comentarios públicos a partir del 13 de septiembre de 2022 hasta el 27 de septiembre de 2023.

Lo invitamos a asistir a la audiencia pública en la dirección a continuación el jueves 21 de septiembre de 2023 a las 4:00 p.m.

Los comentarios sobre el informe pueden enviarse por correo electrónico a pub@gcra-sc.org, enviarse por escrito a la siguiente dirección o realizarse en la audiencia pública.

GCRA
A la atención de: CAPER
Greenville County Square Suite S-4300
301 University Ridge
Greenville, SC 29601

Previo solicitud, GCRA puede proporcionar ayudas auxiliares o servicios de traducción en la audiencia pública. Envíe las solicitudes de adaptaciones razonables antes del lunes 19 de septiembre de 2023 a pub@gcra-sc.org o por teléfono al 864-242-9801.

9256968

GCRA
Notice of Public Hearing and Public Comment – Consolidated Annual
Performance Evaluation Report (CAPER)

Publish 9/12/2023

The Greenville County Redevelopment Authority (GCRA) administers funding from the U.S. Department of Housing and Urban Development (HUD) for goals related to affordable housing, community development and homelessness across Greenville County. We are soliciting public comment on the **GCRA Draft 2022 Consolidated Annual Performance Evaluation Report (CAPER)**. The CAPER shows GCRA's progress in carrying out the strategic and action plan goals and summarizes the accomplishments in the program year period of July 1, 2022, through June 30, 2023.

The summary report can be viewed on <https://gcra-sc.org/> under "Quick Links" at the bottom of the homepage.

Comments will be accepted during the public comment period starting **September 13, 2022**, up until midnight **September 27, 2023**.

We invite you to attend the public hearing at the address below on **Thursday, September 21, 2023, at 4:00 PM**.

Comments can submitted by email to ph@gcra-sc.org, submitted in writing to the address below, or made at the public hearing.

GCRA
Attn: CAPER
Greenville County Square Suite 5-4300
301 University Ridge
Greenville, SC 29601

Upon request, GCRA can provide auxiliary aids or translation services for the public hearing. Please submit reasonable accommodation requests by Monday, September 19, 2023, to ph@gcra-sc.org or by phone to 864-242-9801.





From: [José Reynoso](#)
To: [Francisco Arnaiz](#)
Subject: FW: Live Your Culture: Explore Hispanic Heritage Month
Date: Friday, September 22, 2023 1:13:17 PM
Attachments: [GRCA 2022 CAPER Public Notice SPANISH.docx](#)

From: José Reynoso
Sent: Tuesday, September 19, 2023 4:22 PM
To: debbra@hispanicalliancesc.com
Subject: RE: Live Your Culture: Explore Hispanic Heritage Month

Good afternoon Ms. Debbra,

This is Jose Reynoso with the Greenville County Redevelopment Authority. We are holding a public notice this Thursday for our CAPER report if anyone is interested in attending. Our CAPER reports highlights our accomplishments in ESG, CDBG, and HOME funding for the past year.

From: Debbra Alvarado <debbra@hispanicalliancesc.com>
Sent: Tuesday, September 19, 2023 3:02 PM
To: José Reynoso <jreynoso@gcra-sc.org>
Subject: Live Your Culture: Explore Hispanic Heritage Month



Vive Tu Cultura

Embrace Your Culture and Heritage

Hispanic Heritage Month is a time to celebrate the vibrant tapestry of Hispanic cultures that enrich our community.


By participating in the diverse range of events and activities, you can actively engage with the Hispanic culture that's woven into the fabric of our city. It's not just about recognizing the past; it's about building a more inclusive and harmonious future. This month-long celebration, running from September 15 to October 15, provides us with an incredible opportunity to learn, grow, and connect.

It's a time to honor history, pay homage to the struggles and triumphs of Hispanic communities, and celebrate the diversity that makes Greenville a vibrant place to call home!




Chef Diego Campos brings Latin Flavors to the Heart of Greenville

“I love teaching about Latin products, flavors, and spices. Anything from Central or South America - I want to teach people about what we have to offer.”



Learn how Diego Campos is on a mission to introduce the diverse flavors of Latin America to Greenville and how he's making an impact through his culinary creations. His mission goes beyond cooking; it's about using food to bring people together and empower the Hispanic community in Greenville. Through his work at **Camp** (part of the **Table 301 Restaurant Group**), Diego not only tantalizes taste buds but also fosters a deeper appreciation for Latin cuisine, enriching the cultural tapestry of Greenville.

[Read More](#)



Did you know?

Hispanic Alliance owns the domain HispanicHeritageMonth.com!

HispanicHeritageMonth.com serves as a central resource for our community to actively participate & engage in events hosted by Hispanic Alliance and our network partners throughout the month! You can [submit your own events](#) to our [upcoming calendar](#), nominate [an Orgullo Hispano](#) to be featured on our social media, or get inspired by culture or cuisine!

It's a chance to immerse ourselves in the traditions of Hispanic cultures & live it - daily!



Noche de Salud is for you and your whole family!

Receive FREE resources from our community partners

This coming Thursday, September 21, we are offering health information for the whole family. Gain access to reliable health information, such as Health Clinics, Social Services, & Mental Health Resources from our partners in the community and members of the Health Team of the Hispanic Alliance.

This event is FREE to attend and open to all members of our community! Feel free to share this information.

[More Info on Noche de Salud](#)

[Download Health Resource Night Flyer](#)



Más Salsa: An Opening Night Celebration for Our Community

Hispanic Alliance and Upstate International have teamed up for one more FREE community concert at Camperdown Plaza

Más Salsa will begin with a community dance lesson at 6:00 pm with instruction by Pura Alegría Dance Company for anyone looking to knock the dust off their salsa heels or interested in cultivating a little culture by trying something new!

Then, at 7:00pm, the Iliana Rose Cuban Jazz Band will take the stage at Camperdown Plaza off Broad and Main Street to ignite a vibrant celebration of Hispanic and Latino cultures. Refreshments will be available for all to purchase & enjoy from businesses surrounding Camperdown Plaza throughout the evening.

[More Info on Más Salsa](#)



Hispanic Heritage Month Ride with CycleBar

Part of our Active Living Series: Sweat. Celebrate! Support!

Join us at Camperdown Plaza on Saturday, September 23 in Downtown Greenville for back-to-back-to-back cycle classes with our friends from Cycle Bar Greenville. Advance Registration is required, and your \$10 registration will be returned to Hispanic Alliance in the form of a donation!

[More Info on CycleBar Ride](#)



Raices y Ritmos at First Presbyterian Church

Dive into RAÍCES Y RITMOS on September 22 at 6pm in Downtown Greenville at First Presbyterian Church. Authentic cultural food trucks will be on side, with local Hispanic artists, and merengue beats by Revelación Maranatha directly from Dominican Republic!

Celebrate together our Latino Roots & Rhythms!



AHAM's Hispanic Heritage Festival is Sunday, October 1

Volunteers are still needed for this annual celebration!

For 24 years, AHAM has been celebrating our Hispanic culture by organizing the Hispanic Heritage Festival. This year, the festival will be on Sunday, October 1st at Fluor Field where they are preparing to exceed their 3,000 attendees from last year. All the money raised in this festival goes towards scholarships for our Hispanic students in the Upstate!

Volunteers are still needed to help on October 1. Get involved by becoming a sponsor, volunteer, vendor, and spectator!

[More Info about AHAM's Hispanic Heritage Festival](#)

[Register to Volunteer at the Festival](#)



Ballet Hispánico at the Peace Center

Use promo code COMUNIDAD to get \$10 OFF TICKETS in price levels 1-3!

Ballet Hispánico is the largest Latine/Latinx/Hispanic cultural organization in the United States. Through its exemplary artistry, distinguished training program and deep-rooted community engagement, the company champions and amplifies Latinx voices. As part of the Hispanic Alliance network, we are proud to offer a special discount code to receive a discount on your tickets. Click the link below to learn more information about this wonderful performance and to buy your discounted tickets!

[Get Discounted Tickets](#)



Nominate a Local Hispanic American!

Celebrate Hispanic Heritage Month Sept 15 - Oct 15

During Hispanic Heritage Month, we will celebrate 30 unsung heroes and/or businesses who represent the Hispanic community with pride for their contributions to our society.

Is there a special person or business that goes above and beyond to help others and serve their community?

Please help us discover and celebrate your local heroes/ business owners by sharing a picture and telling us about what makes this person special. The best submissions will be featured through a daily publication on Hispanic Alliance social media beginning September 15th.

[Nominate an Orgullo Hispano](#)



Partner Spotlight:

The Sullivan Apartments - Modern Apartments in Greenville!

We are so grateful for The Sullivan Apartment's sponsorship for Hispanic Heritage Month

Sullivan Apartments is a brand-new apartment community offers modern one, two, three, and four-bedroom apartments in Greenville, SC. Inside your new apartment, you'll find fresh interiors with spacious floor plans and wood-style flooring.

Their community offers top-of-the-line amenities, such as a swimming pool and fitness center just steps from your front door. We are pet-friendly apartments in Greenville, SC, so your four-legged family members are welcome in our community! Enjoy an Upstate lifestyle at The Sullivan Apartments.

[More Info on Sullivan Apartments](#)



Advocacy Spotlight:

Hear From Greenville City Council & Mayoral Candidates

Don't miss out on this opportunity to hear from candidates who want to represent you!

The Greenville Chamber is partnering with the Post & Courier Greenville to host Palmetto Politics LIVE presented by AARP. This will be a debate between Greenville City Council candidates, followed by the Mayoral candidates. This event

is FREE to the public, but registration is REQUIRED.

Monday, October 2nd

5:30 p.m. - 7:00 p.m.

The Kroc Center

424 Westfield St, Greenville, SC 29601

[Register for Palmetto Politics Live](#)

Hispanic Heritage Month 2023 Sponsors



Hispanic Alliance | P.O. Box 17934, Greenville, SC 29606

[Unsubscribe jreynoso@gcra-sc.org](mailto:jreynoso@gcra-sc.org)

[Constant Contact Data Notice](#)

Sent by debbra@hispanicalliancesc.com powered by



[Try email marketing for free today!](#)

Consolidated Annual Performance Evaluation Report (CAPER) PY2022



CAPER SUMMARY FOR PUBLIC
COMMENT & HEARING (1 HOUR)

9/21/2023

Greenville County Redevelopment Authority (GCRA)



- GCRA works to improve the living conditions of the county's residents by building new homes, rehabilitating existing homes and improving the infrastructures within communities.
- Designated as the Administrator of Greenville County Entitlement Funds from HUD.
- Cooperative Agreement with Greenville County and five participating municipalities: Fountain Inn, Greer, Mauldin, Simpsonville and Travelers Rest. This is renewed every 3 years as required by HUD.
- Governed by a 12-member Board appointed by Greenville County Council.

Program Team

- Imma Nwobodu – Program Director
- Mary Rivera – Program Coordinator
- Jose Reynoso – Community Development Planner
- Kristin Conley – Community Engagement Specialist
- Francisco Arnaiz – Senior Community Development Planner

Today's Agenda & Goals

■ Agenda

- What is a CAPER?
- Plan and Report Structure
- Consolidated Plan Priority Goals
- Accomplishments
- CDBG-CV and ESG-CV Updates

■ Goals

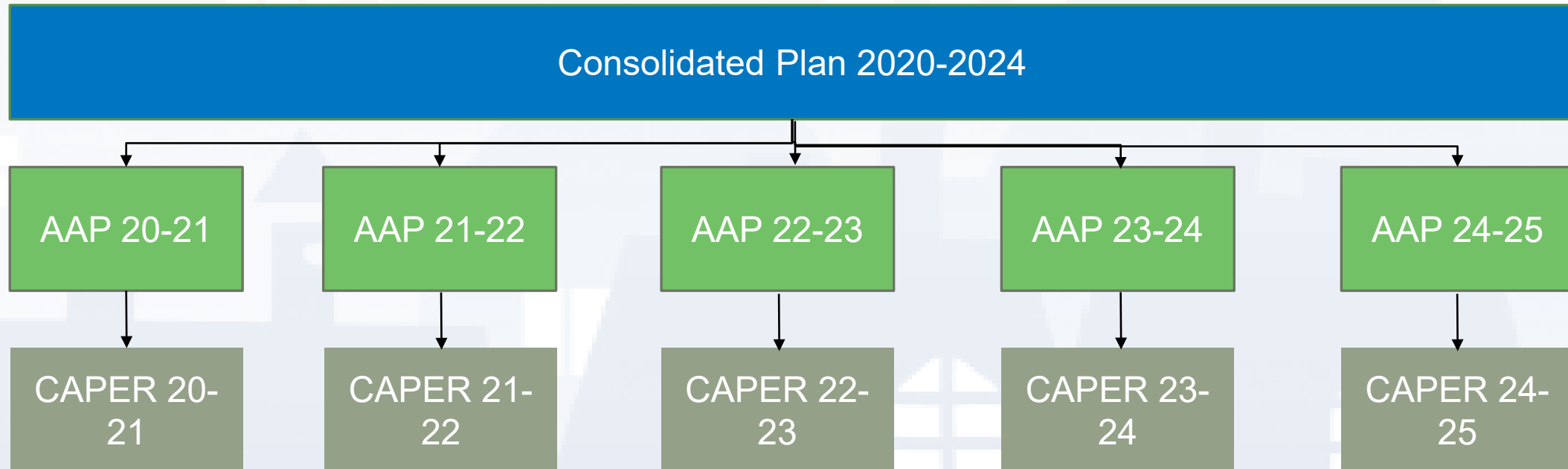
- Give the public a better understanding of our CAPER report
- Answer questions and receive comments
- Meet public comment period requirements (15 days)

What is a CAPER?

[24 CFR Part 91](#) § 91.520 Performance reports

- “...Each jurisdiction that has an approved consolidated plan shall annually review and report, in a form prescribed by HUD, on the progress it has made in carrying out its strategic plan and its action plan...”
- Progress on providing affordable housing, reducing and ending homelessness, and meeting our community development goals

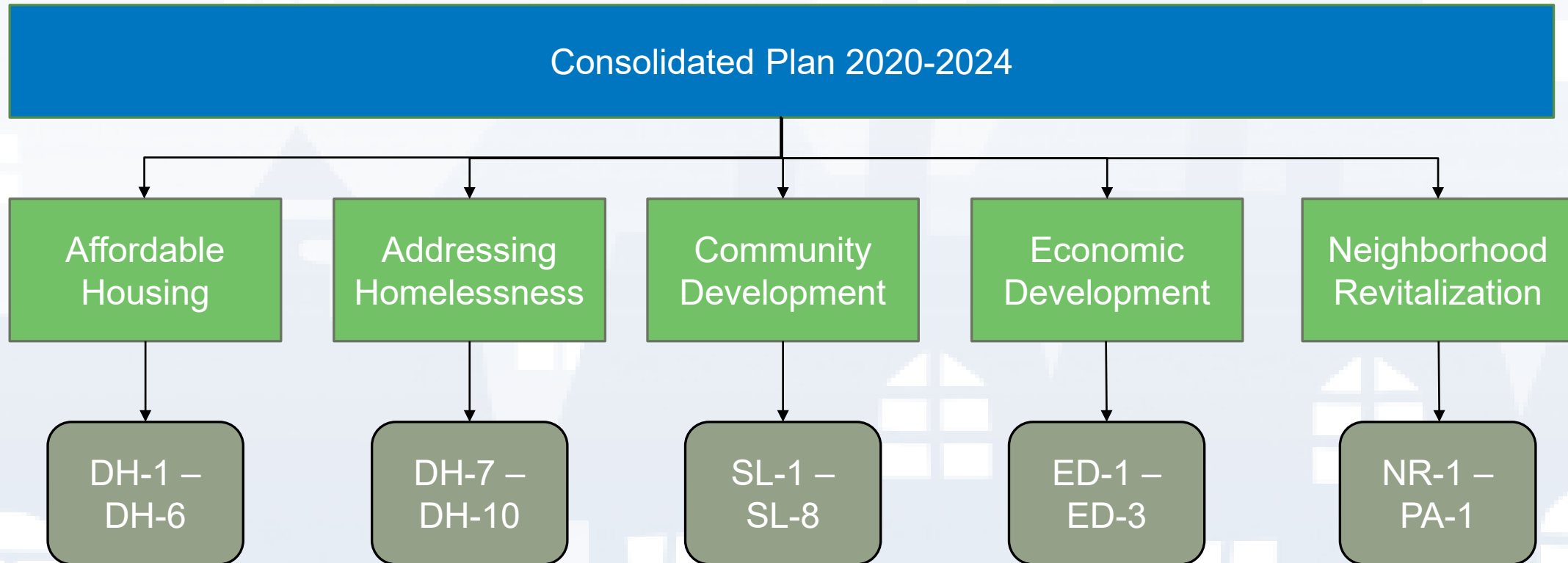
Plans and Reports Structure



- 5-year goals
- 1-year goals
- 1-year accomplishments

↑
We are here

Consolidated Plan Priority Goals



ACCOMPLISHMENTS

Program Year (PY) July 1 , 2022 – June 30, 2023

AFFORDABLE HOUSING

PY2022

Housing Activities	Total # proposed	GCRA Projects	Partner Projects	Actual
Homeownership Units	25	10	15	18
Rental Units – (Multiple partners)	286	2	284	83
Homebuyers	25	0	25	8
Rental Assistance - Homelessness Prevention	20	20	0	14
Rental Assistance - Homelessness-Rapid Rehousing	25	25	0	24
Minor Home Repair Program	55	25	30	41
Investor Program- Rental Rehab -	2	2	0	0
Major – Home-owner Rehab - Program	2	2	0	0
Total – PY 2022 Housing Goal	440	86	354	188



Affordable Housing Goals Table

	One-Year Goal	Actual
Number of Homeless households to be provided affordable housing units	45	38
Number of Non-Homeless households to be provided affordable housing units	336	99
Number of Special-Needs households to be provided affordable housing units	95	51
Total	476	188

HOME Match

- Match contribution of approximately \$830,000 for the FY vs. Match liability of \$220,000. HOME Match requirement met

	One-Year Goal	Actual
Number of households supported through Rental Assistance	45	38
Number of households supported through The Production of New Units	307	96
Number of households supported through Rehab of Existing Units	99	51
Number of households supported through Acquisition of Existing Units	25	3
Total	476	188

Homeownership

12 Sidney Wilson



32 Sidney Wilson



Rental Units- Parkside at Butler I (NHE)



Parkside at Butler I (NHE)



Parkside at Butler I (NHE) - 72 Rental Units - up to 60% AMI – Construction completed

ADDRESSING HOMELESSNESS

PY2022



Addressing Homelessness

Goal	Output	Expected PY	Actual PY	Percent Complete	Funding Source
DH-7 At-Risk	Homeless Prevention/ persons	100	28	28%	ESG
DH-8 RRH	Rapid Re-Housing/ households	25	40	160%	ESG
DH-10 Shelter	ES & SO/ persons	1500	508	34%	ESG

*Emergency Shelter/Street Outreach
Commitment Cap of 60% not exceeded

COMMUNITY DEVELOPMENT

PY 2022

Municipality- Greer



PROJECT

Fairview Townhomes-
Infrastructure and vertical

PROGRESS

Infrastructure: Detention pond and storm water system installed, grading, utilities and sanitary sewer and electrical, water main, curb and gutter, paving completed. Vertical to begin soon.

Progress at Fairview Townhomes



Progress at Fairview Townhomes



Fairview Conceptual



Municipality- Simpsonville



PROJECT

Simpsonville Senior Center
Improvements - Upgrade to
the facility (indoor & outdoor)

PROGRESS

Completed



GCRA

Simpsonville Senior Center (before)



Simpsonville Senior Center (after)



Municipality- Fountain Inn



PROJECT

Emmanuel Sullivan Park
ADA Restrooms

PROGRESS

95% Complete. Final Walk
through upcoming

Emmanuel Sullivan Park Restrooms (before)



Emmanuel Sullivan Park Restrooms (after)



Municipality- Mauldin



PROJECT

Miller and Old Mill Road-
Sidewalk and Drainage

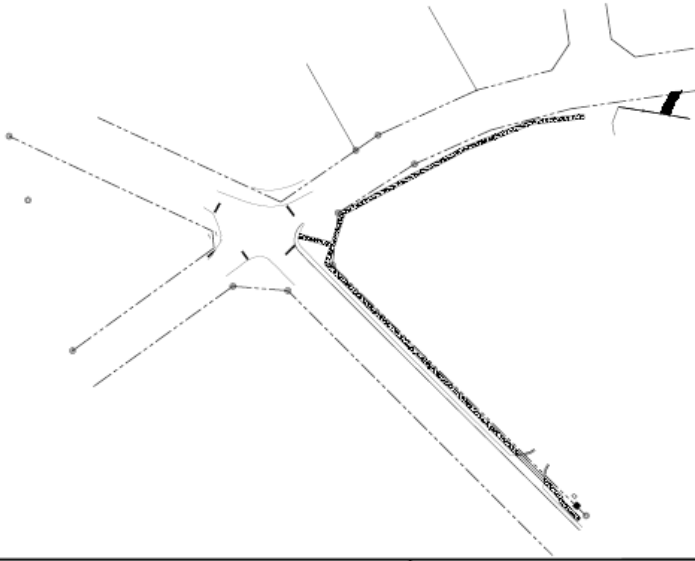
PROGRESS

Site Designs completed and
soon out for bid

Miller Street Sidewalk

MILLER STREET SIDEWALK IMPROVEMENT

CITY OF MAULDIN
GREENVILLE COUNTY, SOUTH CAROLINA



Municipality- Unincorporated



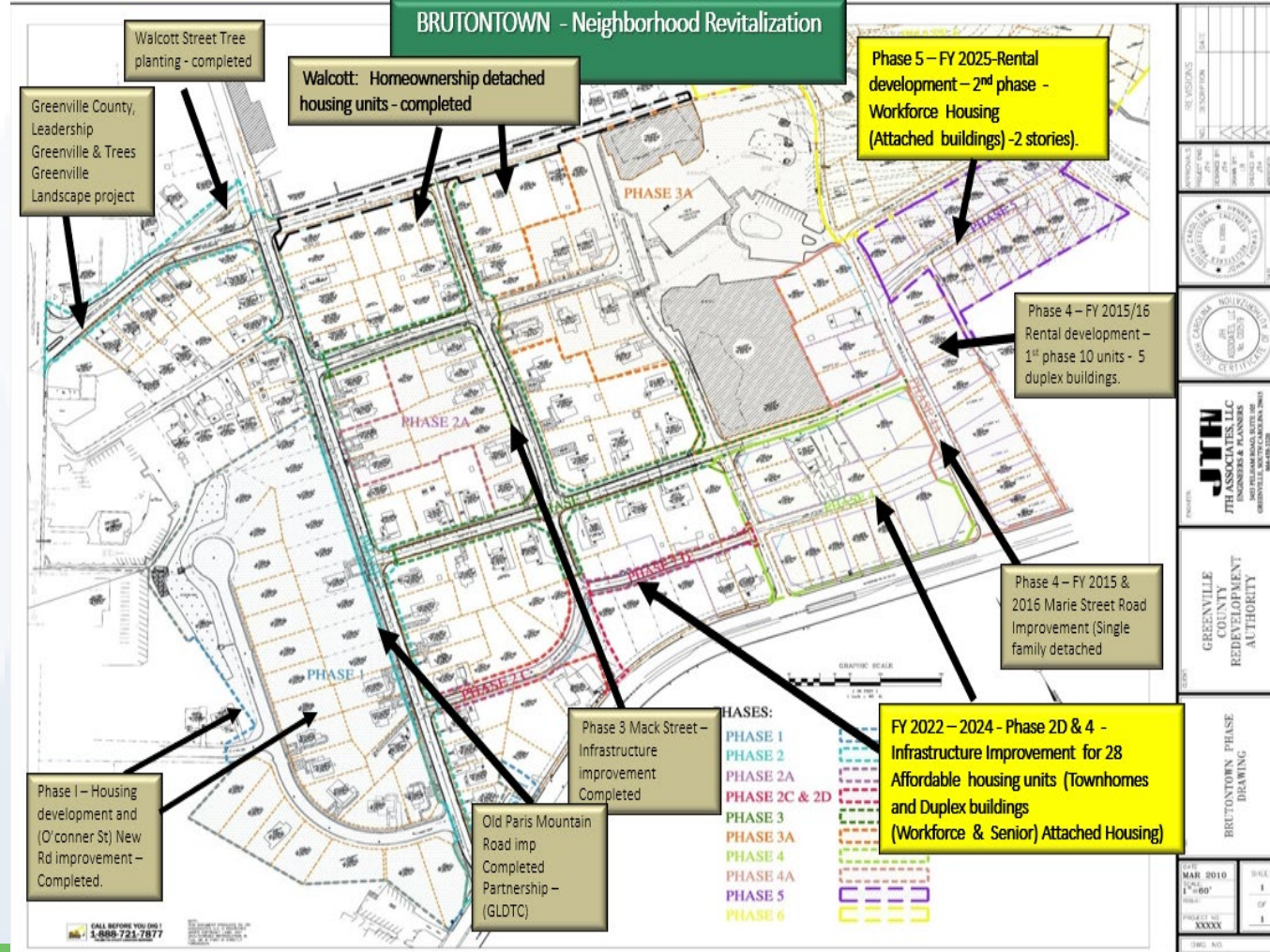
PROJECT

Brutontown- Iola Wilson Street

PROGRESS

Zoning/Subdivision/Site plan approvals obtained. Survey, Site grading and Infrastructure improvement bid documents in progress. GLDTC match funds awarded.

Brutontown



Public Services



GREENVILLE FINANCIAL EMPOWERMENT CENTER 2022 ANNUAL SNAPSHOT



GCRA

JANUARY 2019-DECEMBER 2022

CLIENTS SERVED

2022	OVERALL
709	2,102



AVERAGE CREDIT SCORE INCREASE

48 POINTS

CLIENT RACE

African American/Black:



White:



Multiple races:

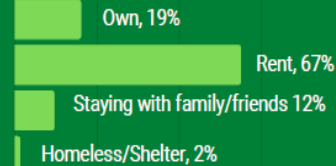


=100 people

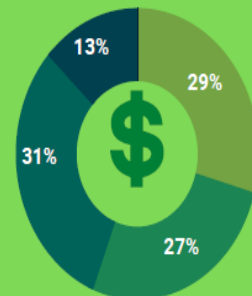
TOTAL SESSIONS

2022	OVERALL
1,678	6,886

HOUSING SITUATION OF CLIENTS



ANNUAL INCOME OF CLIENTS (AMI)



>30% AMI

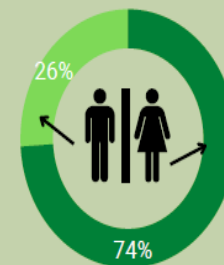
30-50% AMI

50-80% AMI

80+% AMI

Note: Average Median Income in Greenville County for a family of 4 is \$85,200

CLIENT GENDER



DEBT DECREASED

2022	OVERALL
\$1,204,648	\$3,101,715

SAVINGS INCREASED

2022	OVERALL
\$209,608	\$972,144

OUTCOMES

CREDIT & DEBT

2022	OVERALL
506	1,561

BANKING & SAVINGS

2022	OVERALL
107	685

2022 OUTREACH

EVENTS	PARTICIPANTS
21	660+



unity health
on main



Creative
Advancement



GREER
RELIEF

EVERY NEIGHBOR MATTERS

First
Impression



CENTER
for community
SERVICES



Communities
In Schools®
South Carolina

safe harbor

ECONOMIC DEVELOPMENT

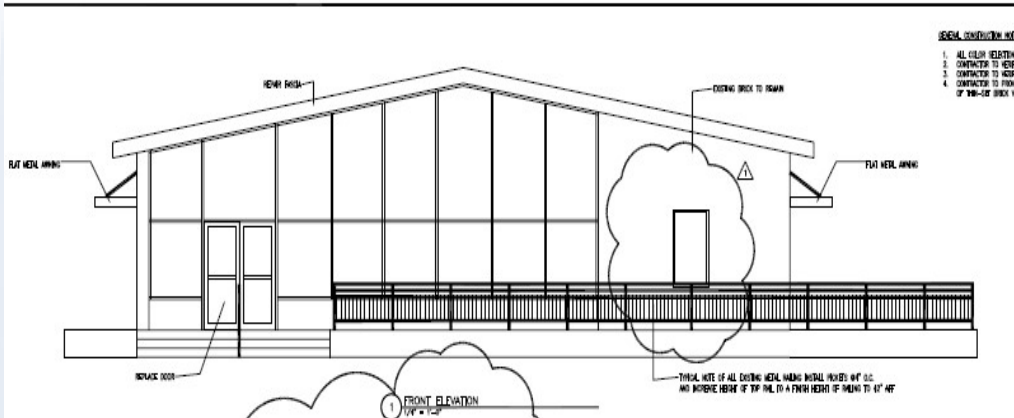
PY2022



Economic Development

Goal	Output	Expected PY	Actual PY	Percent Complete	Funding Source
ED-2 Business Establishment and Expansion	Jobs	6	4	66%	CDBG
ED-3 Facade Improvements	Jobs	7	1	14%	CDBG

Facade Improvement





Program Year Expenditures

Source of Funds	Resources Made Available	Expended During PY
CDBG	\$3,018,376	\$4,405,514
HOME	\$1,622,183	\$1,226,886
ESG	\$ 233,016	\$ 260,561

Grand Total	Resources Made Available	Expended During PY
All Federal Programs	\$4,873,575	\$5,892,960

CDBG-CV and ESG-CV Update



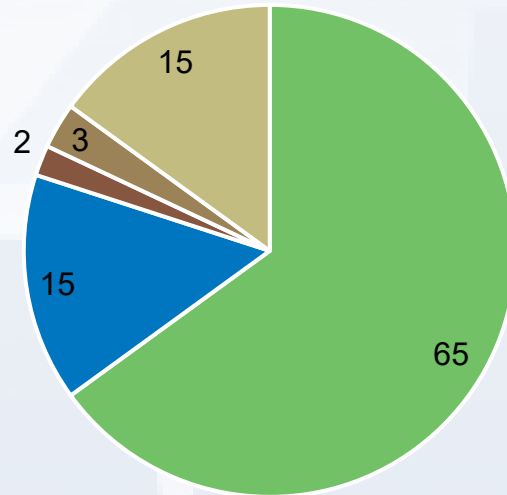
COVID Funding Update

Source of Funds	Total Grant	Total Disbursed	Percent Disbursed
CDBG-CV	\$3,899,257	\$3,899,257	100%
ESG-CV	\$2,740,588	\$2,740,588	100%

CDBG-CV Expense by Activity

% of Expense

- Rental/Mortgage and Utility
- Food and Nutrition
- Medical Supplies and Testing
- Small Business Assistance
- Admin

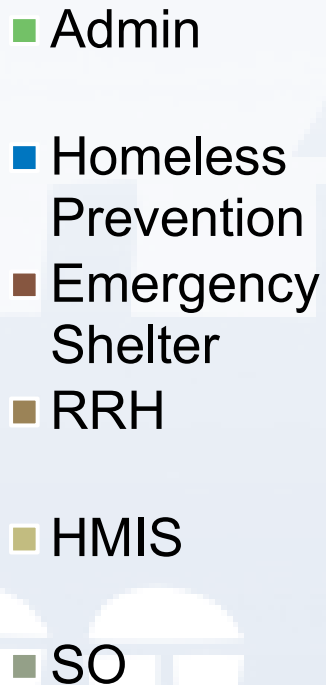


Overall Accomplishments

- 2,108 individuals served with rental/mortgage assistance and utilities
- 4,562 individuals served with medical supplies
- 26,177 individuals assisted with food and nutrition assistance

ESG-CV Expense by Component

% of Expense



Overall Accomplishments

- 325 persons served by Emergency Shelter
- 21 households served by Rapid Re-Housing
- 33 persons served by Street Outreach
- 1,154 persons served with Homeless Prevention

Questions?



GCRA

How to submit comments

Email: ph@gcra-sc.org

Phone: 864-242-9801

Mail:

GCRA
ATTN: CAPER
Greenville County Square Suite S-4300
301 University Ridge
Greenville, SC 29601

Public Comment Period: Sept 13, 2023 – Sept. 27, 2023

A stylized, light blue city skyline is visible in the background, featuring various building shapes and window patterns. A large green rectangle is centered on the slide, containing the text.

Thanks for joining!

Appendix B: FY2022 Housing Goals Table

Con Plan and FY2022 Housing Goals and Actual											
Goal	Category	Indicator	Unit of Measure	Population Types	Action Categories	Con Plan Goal: 2020-2024	Total -2020-2024	Complete 2020-2024	FY 2022 Goal	Actual FY 2022	Percent Complete
DH-1 Homeownership	Affordable Housing	Homeowner Housing Added [New Const.]	Household Housing Unit	Non-Homeless	production	150	27	18%	25	20	80.00%
DH-2 Homeowner	Affordable Housing	Homeowner Housing Rehabilitated	Household Housing Unit	Non-Homeless	rehab	50	9	18%	2	0	0.00%
DH-2 Homeowner	Affordable Housing	Other [Home Repair]	Other [Housing unit]	Non-Homeless	rehab	250	123	49%	0	0	#DIV/0!
DH-3 Homebuyers	Affordable Housing	Direct Financial Assistance to Homebuyers [First Time Homebuyers]	Households Assisted	Non-Homeless	acquisition	160	39	24%	25	3	12.00%
DH-3 Homebuyers	Affordable Housing	Direct Financial Assistance to Homebuyers [End Mortgages]	Households Assisted	Non-Homeless	acquisition	15	0	0%	0	0	#DIV/0!
DH-4 Special Needs - Rental	Non-Homeless Special Needs	Rental units Constructed [Seniors and Disabilities]	Household Housing Unit	Special needs	production	70	11	16%	0	0	#DIV/0!
DH-4 Special Needs - Housing	Non-Homeless Special Needs	Rental Units Rehabilitated	Household Housing Unit	Special needs	rehab	0	0	0%	0	10	#DIV/0!
DH-4 Special Needs - Housing	Non-Homeless Special Needs	Homeowner Housing Rehabilitated	Household Housing Unit	Special needs	rehab	175	348	199%	55	41	74.55%
DH-5 Rentals	Affordable Housing	Rental units constructed	Household Housing Unit	Non-Homeless	production	70	17	24%	286	1	0.35%
DH-5 Rentals	Affordable Housing	Rental units rehabilitated	Household Housing Unit	Non-Homeless	rehab	25	1	4%	2	0	0.00%
DH-5 Rentals	Affordable Housing	Rental units rehabilitated [GCRA Rental Rehab]	Household Housing Unit	Non-Homeless	rehab	10	0	0%	0	0	#DIV/0!
DH-5 Rentals	Affordable Housing	Other - [GCRA Rental Repair]	Other [Housing unit]	Non-Homeless	rehab	30	0	0%	0	0	#DIV/0!
SL-9 CDBG COVID-20	Affordable Housing; COVID Funding	Public service activities for Low/Moderate Income Housing Benefit	Households Assisted	Non-Homeless	acquisition	100	98	98%	0	0	#DIV/0!
SL-9 CDBG COVID-20	Affordable Housing; COVID Funding	Public service activities for Low/Moderate Income Housing Benefit	Households Assisted	Non-Homeless	Rental Assistance	150	354	236%	0	0	#DIV/0!
SL-9 COUNTY COVID-20	Affordable Housing; COVID Funding	Public service activities for Low/Moderate Income Housing Benefit	Households Assisted	Non-Homeless	Rental Assistance	479	#DIV/0!		0	0	#DIV/0!
Total Non-Homeless Housing Unit Goal						1255	1506	120%	395	75	18.99%
DH-6 Permanent Support - Housing	Homeless	Other [Repair of housing with permanent support services]	Other [Household Housing Unit]	Homeless	Rehab	20	15	75%	0	0	#DIV/0!
DH-6 Permanent Support - Housing	Homeless	Rental units Constructed	Household Housing Unit	Homeless	Production	40	0	0%	0	0	#DIV/0!
DH-6 Permanent Support - Housing	Homeless	Rental units rehabilitated	Household Housing Unit	Homeless	Rehab	22	22	100%	0	0	#DIV/0!
DH-7 Homelessness - Prevention	Homeless	Homelessness Prevention (People at Risk)	Persons	Homeless	Rental Assistance	125	78	62%	20	23	115.00%
DH-8 Homelessness - Rehousing	Homeless	Tenant-Based Rental Assistance/Rapid Rehousing (Literally Homeless)	Housholds	Homeless	Rental Assistance	125	30	24%	25	23	92.00%
DH- 9 - COVID-19 - Homelessness Prevention	Homeless	Homelessness Prevention (People at Risk)	Housholds	Homeless	Rental Assistance	150	1401	934%	0	1154	#DIV/0!
DH-9 - COVID- 19 - Homeless Rehousing	Homeless	Tenant-Based Rental Assistance/Rapid Rehousing (Literally Homeless)	Housholds	Homeless	Rental Assistance	150	21	14%	0	21	#DIV/0!
Total Homeless Housing Unit Goal						632	1567		45	1221	2713.33%
Total Housing Unit Goal						1887	3073		440	1296	294.55%

Appendix C: ESG



HUD ESG CAPER

Report: **CAPER**Period: **7/1/2022 - 6/30/2023**Your user level here: **Data Entry**

Contains all user-entered forms and aggregate CAPER-CSV data.

Report Date Range

7/1/2022 to 6/30/2023

Contact Information

First Name	Jose
Middle Name	M
Last Name	Reynoso
Suffix	
Title	Associate Community Development Planner
Street Address 1	301 University Ridge
Street Address 2	Suite 2500
City	Greenville
State	South Carolina
ZIP Code	29601
E-mail Address	jreynoso@gcra-sc.org
Phone Number	(186)424-2980
Extension	127
Fax Number	

Project types carried out during the program year

Components	Projects	Total Persons Reported	Total Households Reported
Emergency Shelter	4	165	63
Day Shelter	1	265	255
Transitional Housing	1	24	7
Total Emergency Shelter Component	6	454	325
Total Street Outreach	1	54	53
Total PH - Rapid Re-Housing	1	38	23
Total Homelessness Prevention	1	23	12

Grant Information

Emergency Shelter Rehab/Conversion	
Did you create additional shelter beds/units through an ESG-funded rehab project	No
Did you create additional shelter beds/units through an ESG-funded conversion project	No

Data Participation Information

Are there any funded projects, except HMIS or Admin, which are not listed on the Project, Links and Uploads form? This includes projects in the HMIS and from VSP No

Project Outcomes

Project outcomes are required for all CAPERS where the program year start date is 1-1-2021 or later. This form replaces the narrative in CR-70 of the eCon Planning Suite.

From the Action Plan that covered ESG for this reporting period copy and paste or retype the information in Question 5 on screen AP-90: "Describe performance standards for evaluating ESG."

All ESG Subrecipients report their activities in the HMIS system. Administered via the United Housing Connections (UHC) acting as the CoC. Annual data showing demographics of clients served and types of services provided by each subrecipient are obtained from UHC via the HMIS. Additionally, all subrecipients are required to submit to GCRA Bi-annual and Annual reports. All the Subrecipients are monitored annually. The Subrecipient performance is evaluated against enumerated goals and objectives stated in their Grant Agreements. Subrecipients also attend mandatory training to ensure data and performance compliance. The enumerated goals of each subrecipients are used to determine their performance for each year. GCRA and COC ensure that the proposals submitted for ESG funds are consistent with goals, objectives and strategies identified in the Consolidated plan and Annual Action Plan. The findings during the needs assessment set the foundations of the goals and objectives of the plans.

Based on the information from the Action Plan response previously provided to HUD:

1. Briefly describe how you met the performance standards identified in A-90 this program year. *If they are not measurable as written type in N/A as the answer.*

The Subrecipient performance is evaluated against enumerated goals and objectives stated in their Grant Agreements. In each grant agreement subrecipients propose how many individuals or families they expect to serve with the funding they are receiving, for the upcoming year. At the end of the year subrecipients submit an annual performance report including data from HMIS and narrative. We then analyze subrecipient performance with this information. For this reporting period, all but one subrecipient came within 90% of their expected people served. In the future, GCRA will look to refine our performance standards in consultation with the CoC.

2. Briefly describe what you did not meet and why. *If they are not measurable as written type in N/A as the answer.*

N/A

OR

3. If your standards were not written as measurable, provide a sample of what you will change them to in the future? *If they were measurable and you answered above type in N/A as the answer.*

Our standards are measurable but can be developed into a more sophisticated in measuring people experiencing homelessness moving into permanent housing, the time it takes to do that, and other factors that would be indicators to a project's performance and a client's success. We could then use project performance to inform our future funding decisions. GCRA is in the process of developing more robust performance measures.

Financial Information

ESG Information from IDIS

As of 9/15/2023

FY	Grant Number	Current Authorized Amount	Funds Committed By Recipient	Funds Drawn	Balance Remaining	Obligation Date	Expenditure
2022	E22UC450001	\$233,016.00	\$233,016.00	\$233,016.00	\$0	8/29/2022	8/29/2024
2021	E21UC450001	\$237,851.00	\$237,851.00	\$237,851.00	\$0	7/28/2021	7/28/2023
2020	E20UC450001	\$233,440.00	\$233,440.00	\$233,440.00	\$0	7/14/2020	7/14/2022
2019	E19UC450001	\$230,839.00	\$230,839.00	\$230,839.00	\$0	7/12/2019	7/12/2021
2018	E18UC450001	\$220,051.00	\$220,051.00	\$220,051.00	\$0	8/22/2018	8/22/2020
2017	E17UC450001	\$219,072.00	\$219,072.00	\$219,072.00	\$0	9/12/2017	9/12/2019
2016	E16UC450001	\$216,312.00	\$216,312.00	\$216,312.00	\$0	9/1/2016	9/1/2018
2015	E15UC450001	\$215,747.00	\$215,747.00	\$215,747.00	\$0	7/29/2015	7/29/2017
Total		\$2,175,662.00	\$2,175,662.00	\$2,175,662.00	\$0		

Expenditures	2022	2021	2020	2019	2018	2017
	Yes	Yes	No	No	No	No
	FY2022 Annual ESG Funds for	FY2021 Annual ESG Funds for				
Homelessness Prevention	Non-COVID	Non-COVID				
Rental Assistance	26,854.59	550.00				
Relocation and Stabilization Services - Financial Assistance						
Relocation and Stabilization Services - Services						
Hazard Pay (<i>unique activity</i>)						
Landlord Incentives (<i>unique activity</i>)						
Volunteer Incentives (<i>unique activity</i>)						
Training (<i>unique activity</i>)						
Homeless Prevention Expenses	26,854.59	550.00				
	FY2022 Annual ESG Funds for	FY2021 Annual ESG Funds for				
Rapid Re-Housing	Non-COVID	Non-COVID				
Rental Assistance	41,824.30	2,880.11				
Relocation and Stabilization Services - Financial Assistance						
Relocation and Stabilization Services - Services						
Hazard Pay (<i>unique activity</i>)						
Landlord Incentives (<i>unique activity</i>)						
Volunteer Incentives (<i>unique activity</i>)						
Training (<i>unique activity</i>)						
RRH Expenses	41,824.30	2,880.11				
	FY2022 Annual ESG Funds for	FY2021 Annual ESG Funds for				
Emergency Shelter	Non-COVID	Non-COVID				
Essential Services	109,837.22	29,147.32				
Operations						
Renovation						
Major Rehab						
Conversion						
Hazard Pay (<i>unique activity</i>)						
Volunteer Incentives (<i>unique activity</i>)						
Training (<i>unique activity</i>)						
Emergency Shelter Expenses	109,837.22	29,147.32				
	FY2022 Annual ESG Funds for	FY2021 Annual ESG Funds for				
Temporary Emergency Shelter	Non-COVID	Non-COVID				

Essential Services		
Operations		
Leasing existing real property or temporary structures		
Acquisition		
Renovation		
Hazard Pay <i>(unique activity)</i>		
Volunteer Incentives <i>(unique activity)</i>		
Training <i>(unique activity)</i>		
Other Shelter Costs		
Temporary Emergency Shelter Expenses		
	FY2022 Annual ESG Funds for	FY2021 Annual ESG Funds for
Street Outreach	Non-COVID	Non-COVID
Essential Services	26,991.20	
Hazard Pay <i>(unique activity)</i>		
Volunteer Incentives <i>(unique activity)</i>		
Training <i>(unique activity)</i>		
Handwashing Stations/Portable Bathrooms <i>(unique activity)</i>		
Street Outreach Expenses	26,991.20	0.00
	FY2022 Annual ESG Funds for	FY2021 Annual ESG Funds for
Other ESG Expenditures	Non-COVID	Non-COVID
Cell Phones - for persons in CoC/YHDP funded projects <i>(unique activity)</i>		
Coordinated Entry COVID Enhancements <i>(unique activity)</i>		
Training <i>(unique activity)</i>		
Vaccine Incentives <i>(unique activity)</i>		
HMIS	5,000.00	
Administration	17,476.00	
Other Expenses	22,476.00	0.00
	FY2022 Annual ESG Funds for	FY2021 Annual ESG Funds for
	Non-COVID	Non-COVID
Total Expenditures	227,983.31	32,577.43
Match		
Total ESG expenditures plus match	227,983.31	32,577.43

Total expenditures plus match for all years

Sources of Match

	FY2022	FY2021	FY2020	FY2019	FY2018	FY2017	FY2016	FY2015
Total regular ESG plus COVID expenditures brought forward	\$227,983.31	\$32,577.43	\$0.00	\$0.00	\$0.00	\$0.00	\$0.00	\$0.00
Total ESG used for COVID brought forward	\$0.00	\$0.00	\$0.00	\$0.00	\$0.00	\$0.00	\$0.00	\$0.00
Total ESG used for regular expenses which requires a match	\$227,983.31	\$32,577.43	\$0.00	\$0.00	\$0.00	\$0.00	\$0.00	\$0.00
Match numbers from financial form	\$0.00	\$0.00	\$0.00	\$0.00	\$0.00	\$0.00	\$0.00	\$0.00
Match Percentage	0.00%	0.00%	0%	0%	0%	0%	0%	0%

Match Source	FY2022	FY2021	FY2020	FY2019	FY2018	FY2017	FY2016	FY2015
--------------	--------	--------	--------	--------	--------	--------	--------	--------

Other Non-ESG HUD Funds

Other Federal Funds 32,577.43

State Government

Local Government 17,000.00

Private Funds 655,517.00

Other 44,810.00

Fees

Program Income

Total Cash Match	717,327.00	32,577.43	0.00	0.00	0.00	0.00	0.00	0.00
------------------	------------	-----------	------	------	------	------	------	------

Non Cash Match

Total Match	717,327.00	32,577.43	0.00	0.00	0.00	0.00	0.00	0.00
-------------	------------	-----------	------	------	------	------	------	------



CAPER Aggregator Unsubmitted 2.0

Pre HUD submission report - Aggregates data from subrecipient CAPERS by selected criteria

*Instructions: Select an option for each filter. **Aggregate mode** sums data together from separate CAPERRs and presents the output as the regular CAPER table shell. **Details mode** outputs one row for each included CAPER, with a column for each cell of data. Data in Q4 can't be summed, and only outputs in details mode.*

In aggregate mode, numbers in green italics have been recalculated or weighted based on available totals.

If you attempt to pull an entire CAPER, especially aggregating over many recipients, you may have to wait several minutes for the result. Use the "Email me" button to run the report and email you the results when it's complete. You can navigate to other pages in Sage while that's running.

"Year" means the year of the start date for the submission.

This Aggregator uses data from reports with a status of In Progress or Returned.

Report criteria

Year

2022 ▼

Recipient - ESG Grant

(1 selected)

ESG: Greenville County - SC

Selected: ESG: Greenville County - SC

TIP: Hold down the CTRL key on the keyboard and click with the mouse in order to select more than one Recipient - ESG Grant.

CAPER Project Type

TIP: Hold down the CTRL key on the keyboard and click with the mouse in order to select more than one choice.

(all)
Day Shelter
Emergency Shelter
Homelessness Prevention
PH - Rapid Re-Housing
Street Outreach
Transitional Housing
- archived -
Coordinated Assessment
Services Only

View report as ?

☒ Aggregate / summary ☐ Details / data ☐ Both aggregate and details

Grant List

Jurisdiction	Type	Start Date	End Date	Current Status
	CAPER	7/1/2022	6/30/2023	In Progress

Q04a: Project Identifiers in HMIS

i Please select details mode in the filters above to see Q4 information.

CAPER-CSV uploads containing multiple project rows in Q4 will display as separate rows here using the same value in Project Info Row ID.

Q05a: Report Validations Table

Category	Count of Clients for DQ	Count of Clients
Total Number of Persons Served	524	569
Number of Adults (Age 18 or Over)	394	439
Number of Children (Under Age 18)	128	128
Number of Persons with Unknown Age	2	2
Number of Leavers	386	387
Number of Adult Leavers	328	329
Number of Adult and Head of Household Leavers	330	331
Number of Stayers	182	182
Number of Adult Stayers	66	110
Number of Veterans	45	48
Number of Chronically Homeless Persons	111	121
Number of Youth Under Age 25	43	43
Number of Parenting Youth Under Age 25 with Children	0	0
Number of Adult Heads of Household	367	411
Number of Child and Unknown-Age Heads of Household	2	2
Heads of Households and Adult Stayers in the Project 365 Days or More	26	26

Q06a: Data Quality: Personally Identifying Information (PII)

Data Element	Client Doesn't Know/Refused	Information Missing	Data Issues	Total	% of Error Rate
Name	0	0	4	4	<i>0.76%</i>
Social Security Number	12	22	5	39	<i>7.44%</i>
Date of Birth	0	4	0	4	<i>0.76%</i>
Race	1	3	0	4	<i>0.76%</i>
Ethnicity	1	4	0	5	<i>0.95%</i>
Gender	0	2	0	2	<i>0.38%</i>
Overall Score				46	<i>8.78%</i>

Numbers in *green italics* have been recalculated or weighted based on available totals.

Q06b: Data Quality: Universal Data Elements

Data Element	Error Count	% of Error Rate
Veteran Status	3	<i>0.76%</i>
Project Start Date	0	<i>0%</i>
Relationship to Head of Household	23	<i>4.39%</i>
Client Location	6	<i>1.63%</i>
Disabling Condition	16	<i>3.05%</i>

Numbers in *green italics* have been recalculated or weighted based on available totals.

Q06c: Data Quality: Income and Housing Data Quality

Data Element	Error Count	% of Error Rate
Destination	0	<i>0%</i>
Income and Sources at Start	38	<i>9.60%</i>
Income and Sources at Annual Assessment	12	<i>46.15%</i>
Income and Sources at Exit	35	<i>10.61%</i>

Numbers in *green italics* have been recalculated or weighted based on available totals.

Q06d: Data Quality: Chronic Homelessness

Entering into project type	Count of Total Records	Missing Time in Institution	Missing Time in Housing	Approximate Date Started DK/R/missing	Number of Times DK/R/missing	Number of Months DK/R/missing	% of Records Unable to Calculate
ES, SH, Street Outreach	80	0	0	9	4	4	<i>11.10%</i>
TH	11	0	0	0	0	0	<i>0</i>
PH (All)	26	0	0	6	1	1	<i>23.00%</i>
Total	117	0	0	0	0	0	<i>12.70%</i>

Numbers in *green italics* have been recalculated or weighted based on available totals.

Q06e: Data Quality: Timeliness

Time for Record Entry	Number of Project Start Records	Number of Project Exit Records
0 days	387	292
1-3 Days	14	13
4-6 Days	16	8
7-10 Days	0	2
11+ Days	32	71

Q06f: Data Quality: Inactive Records: Street Outreach & Emergency Shelter

Data Element	# of Records	# of Inactive Records	% of Inactive Records
Contact (Adults and Heads of Household in Street Outreach or ES - NBN)	6	6	<i>100.00%</i>
Bed Night (All Clients in ES - NBN)	0	0	<i>0</i>

Numbers in *green italics* have been recalculated or weighted based on available totals.

Q07a: Number of Persons Served

	Total	Without Children	With Children and Adults	With Only Children	Unknown Household Type
Adults	439	378	61	0	0
Children	128	0	114	14	0
Client Doesn't Know/ Client Refused	0	0	0	0	0
Data Not Collected	2	0	1	0	1
Total	569	378	176	14	1
For PSH & RRH – the total persons served who moved into housing	1	1	0	0	0

Q07b: Point-in-Time Count of Persons on the Last Wednesday

	Total	Without Children	With Children and Adults	With Only Children	Unknown Household Type
January	112	34	73	5	0
April	143	44	89	10	0
July	77	24	51	2	0
October	100	24	74	2	0

Q08a: Households Served

	Total	Without Children	With Children and Adults	With Only Children	Unknown Household Type
Total Households	413	365	46	1	1
For PSH & RRH – the total households served who moved into housing	1	1	0	0	0

Q08b: Point-in-Time Count of Households on the Last Wednesday

	Total	Without Children	With Children and Adults	With Only Children	Unknown Household Type
January	50	30	20	0	0
April	64	41	23	0	0
July	34	20	14	0	0
October	39	20	19	0	0

Q09a: Number of Persons Contacted

Number of Persons Contacted	All Persons Contacted	First contact – NOT staying on the Streets, ES, or SH	First contact – WAS staying on Streets, ES, or SH	First contact – Worker unable to determine
Once	1	0	0	8
2-5 Times	0	0	0	0
6-9 Times	0	0	0	0
10+ Times	0	0	0	0
Total Persons Contacted	1	0	0	0

Q09b: Number of Persons Engaged

Number of Persons Engaged	All Persons Contacted	First contact – NOT staying on the Streets, ES, or SH	First contact – WAS staying on Streets, ES, or SH	First contact – Worker unable to determine
Once	1	0	0	0
2-5 Contacts	0	0	0	0
6-9 Contacts	0	0	0	0
10+ Contacts	0	0	0	0
Total Persons Engaged	1	0	0	0
Rate of Engagement	100.00%	0	0	0

Numbers in *green italics* have been recalculated or weighted based on available totals.

Q10a: Gender of Adults

	Total	Without Children	With Children and Adults	Unknown Household Type
Male	260	249	11	0
Female	178	128	50	0
No Single Gender	0	0	0	0
Questioning	0	0	0	0
Transgender	1	1	0	0
Client Doesn't Know/Client Refused	0	0	0	0
Data Not Collected	0	0	0	0
Total	439	378	61	0
Trans Female (MTF or Male to Female) ☹				
Trans Male (FTM or Female to Male) ☹				

Effective 10/1/2021, this table contains a consolidated Transgender row which includes the sum of data from the previously separate Transgender rows, tagged with ☹.

Q10b: Gender of Children

	Total	With Children and Adults	With Only Children	Unknown Household Type
Male	58	52	6	0
Female	69	61	8	0
No Single Gender	0	0	0	0
Questioning	0	0	0	0
Transgender	1	1	0	0
Client Doesn't Know/Client Refused	0	0	0	0
Data Not Collected	0	0	0	0
Total	128	114	14	0
Trans Female (MTF or Male to Female) ☹				
Trans Male (FTM or Female to Male) ☹				

Effective 10/1/2021, this table contains a consolidated Transgender row which includes the sum of data from the previously separate Transgender rows, tagged with ☹.

Q10c: Gender of Persons Missing Age Information

	Total	Without Children	With Children and Adults	With Only Children	Unknown Household Type
Male	0	0	0	0	0
Female	0	0	0	0	0
No Single Gender	0	0	0	0	0
Questioning	0	0	0	0	0
Transgender	0	0	0	0	0
Client Doesn't Know/Client Refused	0	0	0	0	0
Data Not Collected	2	0	1	0	1
Total	2	0	1	0	1
Trans Female (MTF or Male to Female) ☹					
Trans Male (FTM or Female to Male) ☹					

Effective 10/1/2021, this table contains a consolidated Transgender row which includes the sum of data from the previously separate Transgender rows, tagged with ☹.

Q10d: Gender by Age Ranges

	Total	Under Age 18	Age 18-24	Age 25-61	Age 62 and over	Client Doesn't Know/ Client Refused	Data Not Collected
Male	318	58	24	191	45	0	0
Female	247	69	21	128	29	0	0
No Single Gender	0	0	0	0	0	0	0
Questioning	0	0		0	0	0	0
Transgender	2	1	0	1	0	0	0
Client Doesn't Know/Client Refused	0	0	0	0	0	0	0
Data Not Collected	2	0	0	0	0	0	2
Total	569	128	45	320	74	0	2
Trans Female (MTF or Male to Female) 🔗							
Trans Male (FTM or Female to Male) 🔗							

🔗 Effective 10/1/2021, this table contains a consolidated Transgender row which includes the sum of data from the previously separate Transgender rows, tagged with 🔗.

Q11: Age

	Total	Without Children	With Children and Adults	With Only Children	Unknown Household Type
Under 5	17	0	15	2	0
5 - 12	60	0	55	5	0
13 - 17	51	0	44	7	0
18 - 24	45	36	9	0	0
25 - 34	40	28	12	0	0
35 - 44	97	70	27	0	0
45 - 54	94	85	9	0	0
55 - 61	89	86	3	0	0
62+	74	73	1	0	0
Client Doesn't Know/Client Refused	0	0	0	0	0
Data Not Collected	2	0	1	0	1
Total	569	378	176	14	1

Q12a: Race

	Total	Without Children	With Children and Adults	With Only Children	Unknown Household Type
White	226	180	46	0	0
Black, African American, or African	310	182	116	12	0
Asian or Asian American	1	1	0	0	0
American Indian, Alaska Native, or Indigenous	3	3	0	0	0
Native Hawaiian or Pacific Islander	0	0	0	0	0
Multiple Races	25	10	13	2	0
Client Doesn't Know/Client Refused	1	1	0	0	0
Data Not Collected	3	1	1	0	1
Total	569	378	176	14	1

Q12b: Ethnicity

	Total	Without Children	With Children and Adults	With Only Children	Unknown Household Type
Non-Hispanic/Non-Latin(a)(o)(x)	536	363	160	13	0
Hispanic/Latin(a)(o)(x)	28	12	15	1	0
Client Doesn't Know/Client Refused	1	1	0	0	0
Data Not Collected	4	2	1	0	1
Total	569	378	176	14	1

Q13a1: Physical and Mental Health Conditions at Start

	Total Persons	Without Children	Adults in HH with Children & Adults	Children in HH with Children & Adults	With Children and Adults ☞	With Only Children	Unknown Household Type
Mental Health Disorder	98	91	4	3		0	0
Alcohol Use Disorder	11	11	0	0		0	0
Drug Use Disorder	28	26	2	0		0	0
Both Alcohol Use and Drug Use Disorders	22	22	0	0		0	0
Chronic Health Condition	72	58	9	5		0	0
HIV/AIDS	4	4	0	0		0	0
Developmental Disability	19	17	0	2		0	0
Physical Disability	98	88	9	1		0	0

☞ The "With Children and Adults" column is retired as of 10/1/2019 and replaced with the columns "Adults in HH with Children & Adults" and "Children in HH with Children & Adults".

Q13b1: Physical and Mental Health Conditions at Exit

	Total Persons	Without Children	Adults in HH with Children & Adults	Children in HH with Children & Adults	With Children and Adults ☞	With Only Children	Unknown Household Type
Mental Health Disorder	74	72	1	1		0	0
Alcohol Use Disorder	8	8	0	0		0	0
Drug Use Disorder	23	23	0	0		0	0
Both Alcohol Use and Drug Use Disorders	18	18	0	0		0	0
Chronic Health Condition	50	45	5	0		0	0
HIV/AIDS	4	4	0	0		0	0
Developmental Disability	14	13	0	1		0	0
Physical Disability	76	71	5	0		0	0

☞ The "With Children and Adults" column is retired as of 10/1/2019 and replaced with the columns "Adults in HH with Children & Adults" and "Children in HH with Children & Adults".

Q13c1: Physical and Mental Health Conditions for Stayers

	Total Persons	Without Children	Adults in HH with Children & Adults	Children in HH with Children & Adults	With Children and Adults ☞	With Only Children	Unknown Household Type
Mental Health Disorder	26	21	3	2		0	0
Alcohol Use Disorder	3	3	0	0		0	0
Drug Use Disorder	5	3	2	0		0	0
Both Alcohol Use and Drug Use Disorders	4	4	0	0		0	0
Chronic Health Condition	22	13	4	5		0	0
HIV/AIDS	0	0	0	0		0	0
Developmental Disability	6	5	0	1		0	0
Physical Disability	22	17	4	1		0	0

☞ The "With Children and Adults" column is retired as of 10/1/2019 and replaced with the columns "Adults in HH with Children & Adults" and "Children in HH with Children & Adults".

Q14a: Domestic Violence History

	Total	Without Children	With Children and Adults	With Only Children	Unknown Household Type
Yes	49	35	14	0	0
No	364	316	47	1	0
Client Doesn't Know/Client Refused	0	0	0	0	0
Data Not Collected	28	27	0	0	1
Total	441	378	61	1	1

Q14b: Persons Fleeing Domestic Violence

	Total	Without Children	With Children and Adults	With Only Children	Unknown Household Type
Yes	13	7	6	0	0
No	30	22	8	0	0
Client Doesn't Know/Client Refused	1	1	0	0	0
Data Not Collected	5	5	0	0	0
Total	49	35	14	0	0

Q15: Living Situation

	Total	Without Children	With Children and Adults	With Only Children	Unknown Household Type
Homeless Situations					
Emergency shelter, including hotel or motel paid for with emergency shelter voucher	86	75	11	0	0
Transitional housing for homeless persons (including homeless youth)	5	5	0	0	0
Place not meant for habitation	237	210	27	0	0
Safe Haven	2	0	2	0	0
Host Home (non-crisis)	0	0	0	0	0
Interim Housing ☞					
Subtotal - Homeless Situations	330	290	40	0	0
Institutional Settings					
Psychiatric hospital or other psychiatric facility	0	0	0	0	0
Substance abuse treatment facility or detox center	6	6	0	0	0
Hospital or other residential non-psychiatric medical facility	1	1	0	0	0
Jail, prison or juvenile detention facility	3	3	0	0	0
Foster care home or foster care group home	0	0	0	0	0
Long-term care facility or nursing home	0	0	0	0	0
Residential project or halfway house with no homeless criteria	3	3	0	0	0
Subtotal - Institutional Settings	13	13	0	0	0
Other Locations					
Permanent housing (other than RRH) for formerly homeless persons	1	1	0	0	0
Owned by client, no ongoing housing subsidy	1	1	0	0	0
Owned by client, with ongoing housing subsidy	0	0	0	0	0
Rental by client, with RRH or equivalent subsidy	0	0	0	0	0
Rental by client, with HCV voucher (tenant or project based)	0	0	0	0	0
Rental by client in a public housing unit	1	1	0	0	0
Rental by client, no ongoing housing subsidy	13	11	2	0	0
Rental by client, with VASH subsidy	4	4	0	0	0
Rental by client with GPD TIP subsidy	1	1	0	0	0
Rental by client, with other housing subsidy	8	5	3	0	0
Hotel or motel paid for without emergency shelter voucher	25	15	10	0	0
Staying or living in a friend's room, apartment or house	19	16	3	0	0
Staying or living in a family member's room, apartment or house	18	14	3	1	0
Client Doesn't Know/Client Refused	0	0	0	0	0
Data Not Collected	7	6	0	0	1
Subtotal - Other Locations	98	75	21	1	1
Total	441	378	61	1	1

☞ Interim housing is retired as of 10/1/2019.

Q16: Cash Income - Ranges

	Income at Start	Income at Latest Annual Assessment for Stayers	Income at Exit for Leavers
No income	223	2	177
\$1 - \$150	1	0	1
\$151 - \$250	3	0	2
\$251 - \$500	7	0	6
\$501 - \$1000	90	7	62
\$1,001 - \$1,500	37	0	25
\$1,501 - \$2,000	24	2	16
\$2,001+	25	3	17
Client Doesn't Know/Client Refused	0	0	0
Data Not Collected	29	0	23
Number of Adult Stayers Not Yet Required to Have an Annual Assessment	0	84	0
Number of Adult Stayers Without Required Annual Assessment	0	12	0
Total Adults	439	110	329

Q17: Cash Income - Sources

	Income at Start	Income at Latest Annual Assessment for Stayers	Income at Exit for Leavers
Earned Income	65	1	40
Unemployment Insurance	1	0	1
SSI	74	9	55
SSDI	34	5	28
VA Service-Connected Disability Compensation	9	0	9
VA Non-Service Connected Disability Pension	1	0	1
Private Disability Insurance	0	0	0
Worker's Compensation	1	0	0
TANF or Equivalent	0	0	0
General Assistance	0	0	0
Retirement (Social Security)	15	0	9
Pension from Former Job	3	0	2
Child Support	4	0	4
Alimony (Spousal Support)	1	0	1
Other Source	12	0	9
Adults with Income Information at Start and Annual Assessment/Exit	0	14	0

Q19b: Disabling Conditions and Income for Adults at Exit

	AO: Adult with Disabling Condition	AO: Adult without Disabling Condition	AO: Total Adults	AO: % with Disabling Condition by Source	AC: Adult with Disabling Condition	AC: Adult without Disabling Condition	AC: Total Adults	AC: % with Disabling Condition by Source	UK: Adult with Disabling Condition	UK: Adult without Disabling Condition	UK: Total Adults	UK: % with Disabling Condition by Source
Earned Income	6	24	30	<i>20.00%</i>	2	8	10	<i>20.00%</i>	0	0	0	<i>0</i>
Supplemental Security Income (SSI)	40	5	45	<i>88.89%</i>	5	4	9	<i>55.56%</i>	0	0	0	<i>0</i>
Social Security Disability Insurance (SSDI)	23	2	25	<i>92.00%</i>	0	0	0	<i>0</i>	0	0	0	<i>0</i>
VA Service-Connected Disability Compensation	7	1	8	<i>87.50%</i>	0	0	0	<i>0</i>	0	0	0	<i>0</i>
Private Disability Insurance	0	0	0	<i>0</i>	0	0	0	<i>0</i>	0	0	0	<i>0</i>
Worker's Compensation	0	0	0	<i>0</i>	0	0	0	<i>0</i>	0	0	0	<i>0</i>
Temporary Assistance for Needy Families (TANF)	0	0	0	<i>0</i>	0	0	0	<i>0</i>	0	0	0	<i>0</i>
Retirement Income from Social Security	3	5	9	<i>33.33%</i>	0	0	0	<i>0</i>	0	0	0	<i>0</i>
Pension or retirement income from a former job	0	2	2	<i>0%</i>	0	0	0	<i>0</i>	0	0	0	<i>0</i>
Child Support	0	0	0	<i>0</i>	1	2	3	<i>33.33%</i>	0	0	0	<i>0</i>
Other source	7	3	10	<i>70.00%</i>	0	1	1	<i>0%</i>	0	0	0	<i>0</i>
No Sources	50	107	157	<i>31.85%</i>	1	11	12	<i>8.33%</i>	0	0	0	<i>0</i>
Unduplicated Total Adults	121	143	264		8	22	30		0	0	0	

Numbers in *green italics* have been recalculated or weighted based on available totals.

Q20a: Type of Non-Cash Benefit Sources

	Benefit at Start	Benefit at Latest Annual Assessment for Stayers	Benefit at Exit for Leavers
Supplemental Nutritional Assistance Program	90	5	61
WIC	1	1	0
TANF Child Care Services	0	0	0
TANF Transportation Services	0	0	0
Other TANF-Funded Services	0	0	0
Other Source	3	0	2

Q21: Health Insurance

	At Start	At Annual Assessment for Stayers	At Exit for Leavers
Medicaid	200	7	107
Medicare	50	3	37
State Children's Health Insurance Program	2	0	2
VA Medical Services	19	0	18
Employer Provided Health Insurance	5	0	5
Health Insurance Through COBRA	2	0	2
Private Pay Health Insurance	3	0	2
State Health Insurance for Adults	4	0	2
Indian Health Services Program	1	0	1
Other	12	2	10
No Health Insurance	286	6	219
Client Doesn't Know/Client Refused	1	0	1
Data Not Collected	34	30	26
Number of Stayers Not Yet Required to Have an Annual Assessment	0	137	0
1 Source of Health Insurance	229	6	125
More than 1 Source of Health Insurance	27	3	23

Q22a2: Length of Participation – ESG Projects

	Total	Leavers	Stayers
0 to 7 days	274	271	3
8 to 14 days	29	25	4
15 to 21 days	19	19	0
22 to 30 days	22	11	11
31 to 60 days	45	11	34
61 to 90 days	40	10	30
91 to 180 days	34	16	18
181 to 365 days	41	4	37
366 to 730 days (1-2 Yrs)	27	11	16
731 to 1,095 days (2-3 Yrs)	18	3	15
1,096 to 1,460 days (3-4 Yrs)	14	6	8
1,461 to 1,825 days (4-5 Yrs)	1	0	1
More than 1,825 days (> 5 Yrs)	5	0	5
Data Not Collected	0	0	0
Total	569	387	182

Q22c: Length of Time between Project Start Date and Housing Move-in Date

	Total	Without Children	With Children and Adults	With Only Children	Unknown Household Type
7 days or less	1	1	0	0	0
8 to 14 days	0	0	0	0	0
15 to 21 days	0	0	0	0	0
22 to 30 days	0	0	0	0	0
31 to 60 days	0	0	0	0	0
61 to 180 days	0	0	0	0	0
181 to 365 days	0	0	0	0	0
366 to 730 days (1-2 Yrs)	0	0	0	0	0

	Total	Without Children	With Children and Adults	With Only Children	Unknown Household Type
Total (persons moved into housing)	1	1	0	0	0
Average length of time to housing	0	0	0	0	0
Persons who were exited without move-in	36	17	19	0	0
Total persons	37	18	19	0	0

Numbers in *green italics* have been recalculated or weighted based on available totals.

Q22d: Length of Participation by Household Type

	Total	Without Children	With Children and Adults	With Only Children	Unknown Household Type
7 days or less	274	255	17	1	1
8 to 14 days	29	19	10	0	0
15 to 21 days	19	7	9	3	0
22 to 30 days	22	11	11	0	0
31 to 60 days	45	37	6	2	0
61 to 90 days	40	15	25	0	0
91 to 180 days	34	9	19	6	0
181 to 365 days	41	10	31	0	0
366 to 730 days (1-2 Yrs)	27	3	22	2	0
731 to 1,095 days (2-3 Yrs)	18	5	13	0	0
1,096 to 1,460 days (3-4 Yrs)	14	1	13	0	0
1,461 to 1,825 days (4-5 Yrs)	1	1	0	0	0
More than 1,825 days (> 5 Yrs)	5	5	0	0	0
Data Not Collected	0	0	0	0	0
Total	569	378	176	14	4

Q22e: Length of Time Prior to Housing - based on 3.917 Date Homelessness Started

	Total	Without Children	With Children and Adults	With Only Children	Unknown Household Type
7 days or less	14	0	10	4	0
8 to 14 days	4	2	0	2	0
15 to 21 days	2	2	0	0	0
22 to 30 days	7	1	6	0	0
31 to 60 days	14	2	9	3	0
61 to 180 days	76	10	66	0	0
181 to 365 days	36	3	31	2	0
366 to 730 days (1-2 Yrs)	6	5	1	0	0
731 days or more	18	12	6	0	0
Total (persons moved into housing)	177	37	129	11	0
Not yet moved into housing	37	18	19	0	0
Data not collected	13	0	12	1	0
Total persons	227	55	160	12	0

Q23c: Exit Destination – All persons

	Total	Without Children	With Children and Adults	With Only Children	Unknown Household Type
Permanent Destinations					
Moved from one HOPWA funded project to HOPWA PH	0	0	0	0	0
Owned by client, no ongoing housing subsidy	11	2	9	0	0
Owned by client, with ongoing housing subsidy	0	0	0	0	0

	Total	Without Children	With Children and Adults	With Only Children	Unknown Household Type
Rental by client, no ongoing housing subsidy	82	34	48	0	0
Rental by client, with VASH housing subsidy	1	1	0	0	0
Rental by client, with GPD TIP housing subsidy	1	1	0	0	0
Rental by client, with other ongoing housing subsidy	6	4	2	0	0
Permanent housing (other than RRH) for formerly homeless persons	5	1	4	0	0
Staying or living with family, permanent tenure	9	5	1	3	0
Staying or living with friends, permanent tenure	3	3	0	0	0
Rental by client, with RRH or equivalent subsidy	10	0	10	0	0
Rental by client, with HCV voucher (tenant or project based)	0	0	0	0	0
Rental by client in a public housing unit	1	1	0	0	0
Subtotal - Permanent Destinations	129	52	74	3	0
Temporary Destinations					
Emergency shelter, including hotel or motel paid for with emergency shelter voucher	84	83	0	0	1
Moved from one HOPWA funded project to HOPWA TH	0	0	0	0	0
Transitional housing for homeless persons (including homeless youth)	11	6	3	2	0
Staying or living with family, temporary tenure (e.g. room, apartment or house)	7	4	3	0	0
Staying or living with friends, temporary tenure (e.g. room, apartment or house)	10	8	1	1	0
Place not meant for habitation (e.g., a vehicle, an abandoned building, bus/train/subway station/airport or anywhere outside)	133	133	0	0	0
Safe Haven	0	0	0	0	0
Hotel or motel paid for without emergency shelter voucher	3	3	0	0	0
Host Home (non-crisis)	0	0	0	0	0
Subtotal - Temporary Destinations	248	237	7	3	1
Institutional Settings					
Foster care home or group foster care home	0	0	0	0	0
Psychiatric hospital or other psychiatric facility	0	0	0	0	0
Substance abuse treatment facility or detox center	6	6	0	0	0
Hospital or other residential non-psychiatric medical facility	0	0	0	0	0
Jail, prison, or juvenile detention facility	0	0	0	0	0
Long-term care facility or nursing home	1	1	0	0	0
Subtotal - Institutional Settings	7	7	0	0	0
Other Destinations					
Residential project or halfway house with no homeless criteria	1	1	0	0	0
Deceased	0	0	0	0	0
Other	2	2	0	0	0
Client Doesn't Know/Client Refused	0	0	0	0	0
Data Not Collected (no exit interview completed)	0	0	0	0	0
Subtotal - Other Destinations	3	3	0	0	0
Total	387	299	81	6	1
Total persons exiting to positive housing destinations	109	43	63	3	0
Total persons whose destinations excluded them from the calculation	0	0	0	0	0
Percentage	<i>28.17%</i>	<i>14.38%</i>	<i>77.78%</i>	<i>50.00%</i>	<i>0%</i>

Numbers in *green italics* have been recalculated or weighted based on available totals.

Q24: Homelessness Prevention Housing Assessment at Exit

	Total	Without Children	With Children and Adults	With Only Children	Unknown Household Type
Able to maintain the housing they had at project start--Without a subsidy	10	5	5	0	0
Able to maintain the housing they had at project start--With the subsidy they had at project start	0	0	0	0	0
Able to maintain the housing they had at project start--With an on-going subsidy acquired since project start	2	2	0	0	0
Able to maintain the housing they had at project start--Only with financial assistance other than a subsidy	0	0	0	0	0
Moved to new housing unit--With on-going subsidy	0	0	0	0	0
Moved to new housing unit--Without an on-going subsidy	8	2	6	0	0
Moved in with family/friends on a temporary basis	0	0	0	0	0
Moved in with family/friends on a permanent basis	0	0	0	0	0
Moved to a transitional or temporary housing facility or program	0	0	0	0	0
Client became homeless – moving to a shelter or other place unfit for human habitation	0	0	0	0	0
Client went to jail/prison	0	0	0	0	0
Client died	0	0	0	0	0
Client doesn't know/Client refused	0	0	0	0	0
Data not collected (no exit interview completed)	0	0	0	0	0
Total	20	9	11	0	0

Q25a: Number of Veterans

	Total	Without Children	With Children and Adults	Unknown Household Type
Chronically Homeless Veteran	12	11	1	0
Non-Chronically Homeless Veteran	36	35	1	0
Not a Veteran	388	329	59	0
Client Doesn't Know/Client Refused	0	0	0	0
Data Not Collected	3	3	0	0
Total	439	378	61	0

Q26b: Number of Chronically Homeless Persons by Household

	Total	Without Children	With Children and Adults	With Only Children	Unknown Household Type
Chronically Homeless	121	115	6	0	0
Not Chronically Homeless	372	195	164	13	0
Client Doesn't Know/Client Refused	1	1	0	0	0
Data Not Collected	75	67	6	1	1
Total	569	378	176	14	1

ESG -Match Source Report - FY 2022

Shelter and Street Outreach

Agency	FY22	Other Non-Hud	Other Federal	Local Gov't	Private Funds	Other	Fees	Match fund	Total
First Impression	\$10,000.00					\$10,000.00		\$10,000.00	\$20,000.00
SHARE	\$11,000.00					\$11,000.00		\$11,000.00	\$22,000.00
United Ministries	\$62,168.00				\$461,017.00			\$461,017.00	\$523,185.00
Pendleton Place	\$40,000.00				\$54,500.00			\$54,500.00	\$94,500.00
UHC	\$33,810.00			\$17,000.00		\$23,810.00		\$40,810.00	\$74,620.00
Totals:	\$156,978.00		\$0.00	\$17,000.00	\$515,517.00	\$44,810.00	\$0.00	\$577,327.00	\$734,305.00

HMIS/HP/RRH

Agency	FY22	Other Non-Hud	Other Federal	Local Gov't	Private Funds	Other	Fees		Total
HRC	\$35,000.00				\$40,000.00			\$40,000.00	\$75,000.00
GCRA	\$41,038.00				\$100,000.00			\$100,000.00	\$141,038.00
Totals:	\$76,038.00			\$0.00	\$140,000.00			\$140,000.00	\$216,038.00

Total Award	\$233,016.00						Total Match	\$717,327.00	\$950,343.00
--------------------	--------------	--	--	--	--	--	-------------	---------------------	---------------------



U.S. Department of Housing and Urban Development
Office of Community Planning and Development
Integrated Disbursement and Information System
PR91 - ESG Financial Summary

DATE: 09-13-23
TIME: 9:18
PAGE: 1

GREENVILLE COUNTY, SC
2021

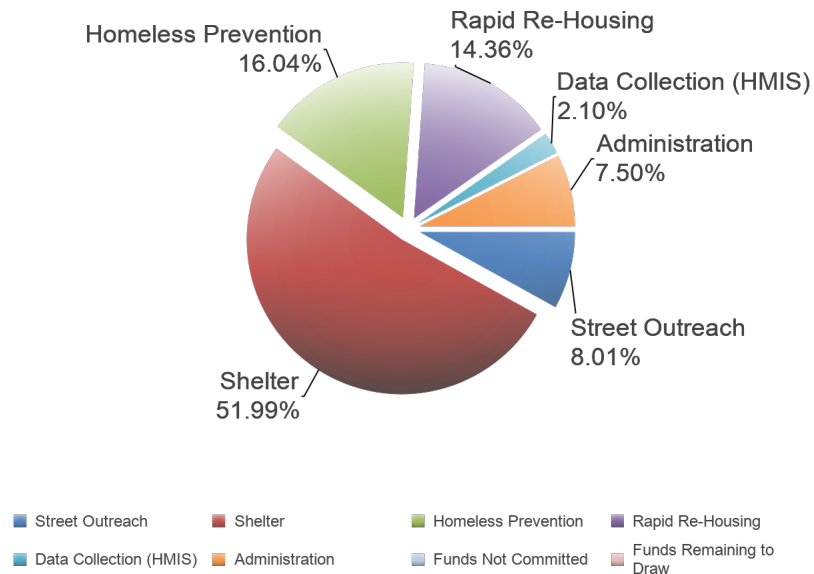
ESG Program Level Summary

Grant Number	Total Grant Amount	Total Funds Committed	Total Funds Available to Commit	% of Grant Funds Not Committed	Grant Funds Drawn	% of Grant Funds Drawn	Available to Draw	% Remaining to Draw
E21UC450001	\$237,851.00	\$237,851.00	\$0.00	0.00%	\$237,851.00	100.00%	\$0.00	0.00%

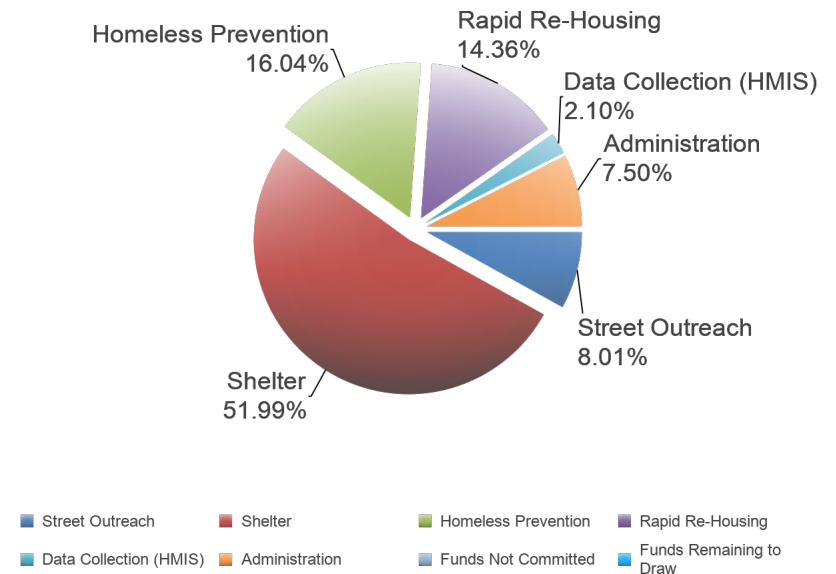
ESG Program Components

Activity Type	Total Committed to Activities	% of Grant Committed	Drawn Amount	% of Grant Drawn
Street Outreach	\$19,050.00	8.01%	\$19,050.00	8.01%
Shelter	\$123,660.00	51.99%	\$123,660.00	51.99%
Homeless Prevention	\$38,143.09	16.04%	\$38,143.09	16.04%
Rapid Re-Housing	\$34,158.91	14.36%	\$34,158.91	14.36%
Data Collection (HMIS)	\$5,000.00	2.10%	\$5,000.00	2.10%
Administration	\$17,839.00	7.50%	\$17,839.00	7.50%
Funds Not Committed	\$0.00	0.00%	\$0.00	0.00%
Funds Remaining to Draw	\$0.00	0.00%	\$0.00	0.00%
Total	\$237,851.00	100.00%	\$237,851.00	100.00%

Funds Committed



Funds Drawn





U.S. Department of Housing and Urban Development
Office of Community Planning and Development
Integrated Disbursement and Information System
PR91 - ESG Financial Summary

DATE: 09-13-23
TIME: 9:18
PAGE: 2

GREENVILLE COUNTY, SC
2021

24-Month Grant Expenditure Deadline

All of the recipient's grant must be expended for eligible activity costs within 24 months after the date HUD signs the grant agreement with the recipient. Expenditure means either an actual cash disbursement for a direct charge for a good or service or an indirect cost or the accrual of a direct charge for a good or service or an indirect cost. This report uses draws in IDIS to measure expenditures. HUD allocated Fiscal Year 2011 ESG funds in two allocations. For FY2011, this Obligation Date is the date of the first allocation. This report does not list the Obligation Date, does not calculate the Expenditure Deadline, and does not track the Days Remaining for the FY 2011 second allocation.

Grant Amount: \$237,851.00

Grant Number	Draws to Date	HUD Obligation Date	Expenditure Deadline	Days Remaining to Meet Requirement Date	Expenditures Required
E21UC450001	\$237,851.00	07/28/2021	07/28/2023	(47)	\$0.00

60% Cap on Emergency Shelter and Street Outreach

The cap refers to the total amount of the recipient's fiscal year grant, allowed for emergency shelter and street outreach activities, is capped at 60 percent. This amount cannot exceed the greater of: (1) 60% of the overall grant for the year; or, (2) the amount of Fiscal Year 2010 ESG funds committed for homeless assistance activities. (Note: the HESG-CV grants are currently exempt from the 60% funding cap restrictions.)

Amount Committed to Shelter	Amount Committed to Street Outreach	Total Amount Committed to Shelter and Street Outreach	% Committed to Shelter and Street Outreach	2010 Funds Committed to Homeless Assistance Activities	Total Drawn for Shelter and Street Outreach	% Drawn for Shelter and Street Outreach
\$123,660.00	\$19,050.00	\$142,710.00	60.00%	\$100,763.00	\$142,710.00	60.00%



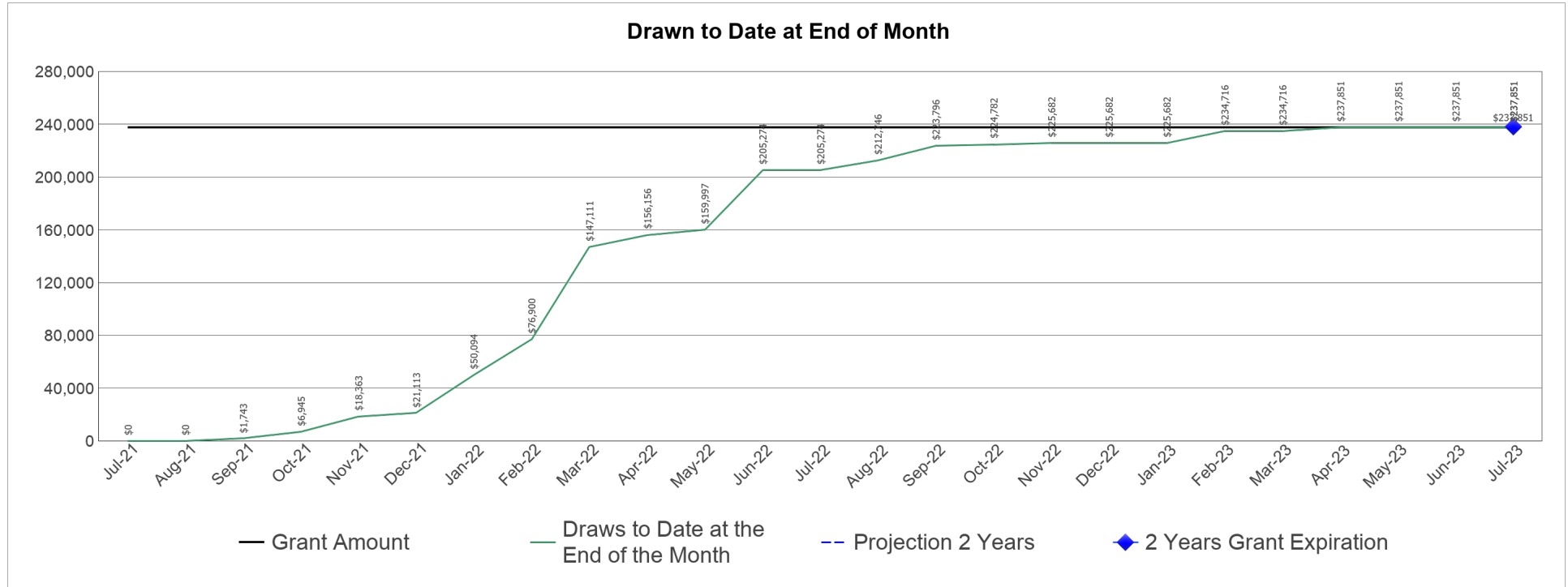
U.S. Department of Housing and Urban Development
Office of Community Planning and Development
Integrated Disbursement and Information System
PR91 - ESG Financial Summary

DATE: 09-13-23
TIME: 9:18
PAGE: 3

GREENVILLE COUNTY, SC
2021

ESG Draws By Month (at the total grant level):

Grant Amount: 237,851.00



ESG Draws By Quarter (at the total grant level):

Quarter End Date	Draws for the Quarter	Draws to Date at the End of the Quarter	% Drawn for the Quarter	% Drawn to Date at End of Quarter
09/30/2021	\$1,743.29	\$1,743.29	0.73%	0.73%
12/31/2021	\$19,369.65	\$21,112.94	8.14%	8.88%
03/31/2022	\$125,998.34	\$147,111.28	52.97%	61.85%
06/30/2022	\$58,162.29	\$205,273.57	24.45%	86.30%
09/30/2022	\$18,522.17	\$223,795.74	7.79%	94.09%
12/31/2022	\$1,886.56	\$225,682.30	0.79%	94.88%
03/31/2023	\$9,034.14	\$234,716.44	3.80%	98.68%
06/30/2023	\$3,134.56	\$237,851.00	1.32%	100.00%
09/30/2023	\$0.00	\$237,851.00	0.00%	100.00%



U.S. Department of Housing and Urban Development
Office of Community Planning and Development
Integrated Disbursement and Information System
PR91 - ESG Financial Summary

DATE: 09-13-23
TIME: 9:18
PAGE: 4

GREENVILLE COUNTY, SC
2021

ESG Subrecipient Commitments and Draws by Activity Category :

Subrecipient	Activity Type	Committed	Drawn
GREENVILLE COUNTY	Homeless Prevention	\$23,143.09	\$23,143.09
	Rapid Re-Housing	\$19,158.91	\$19,158.91
	Administration	\$17,839.00	\$17,839.00
	Total	\$60,141.00	\$60,141.00
	Total Remaining to be Drawn	\$0.00	\$0.00
	Percentage Remaining to be Drawn	\$0.00	0.00%
SUNBELT HUMAN ADVANCEMENT RESOURCES, INC. (SHARE)	Shelter	\$11,000.00	\$11,000.00
	Total	\$11,000.00	\$11,000.00
	Total Remaining to be Drawn	\$0.00	\$0.00
	Percentage Remaining to be Drawn	\$0.00	0.00%
United Ministries	Shelter	\$52,168.70	\$52,168.70
	Total	\$52,168.70	\$52,168.70
	Total Remaining to be Drawn	\$0.00	\$0.00
	Percentage Remaining to be Drawn	\$0.00	0.00%
Step by Step Ministry Hope Project	Shelter	\$3,133.36	\$3,133.36
	Total	\$3,133.36	\$3,133.36
	Total Remaining to be Drawn	\$0.00	\$0.00
	Percentage Remaining to be Drawn	\$0.00	0.00%
United Housing Connections	Street Outreach	\$19,050.00	\$19,050.00
	Shelter	\$11,050.00	\$11,050.00
	Data Collection (HMIS)	\$5,000.00	\$5,000.00
	Total	\$35,100.00	\$35,100.00
	Total Remaining to be Drawn	\$0.00	\$0.00
	Percentage Remaining to be Drawn	\$0.00	0.00%
GReenville County Human Relations Commission	Homeless Prevention	\$15,000.00	\$15,000.00
	Rapid Re-Housing	\$15,000.00	\$15,000.00
	Total	\$30,000.00	\$30,000.00
	Total Remaining to be Drawn	\$0.00	\$0.00
	Percentage Remaining to be Drawn	\$0.00	0.00%
Pendleton Place	Shelter	\$35,886.12	\$35,886.12
	Total	\$35,886.12	\$35,886.12
	Total Remaining to be Drawn	\$0.00	\$0.00
	Percentage Remaining to be Drawn	\$0.00	0.00%
Fellow Countrymen	Shelter	\$10,421.82	\$10,421.82
	Total	\$10,421.82	\$10,421.82
	Total Remaining to be Drawn	\$0.00	\$0.00
	Percentage Remaining to be Drawn	\$0.00	0.00%



U.S. Department of Housing and Urban Development
Office of Community Planning and Development
Integrated Disbursement and Information System
PR91 - ESG Financial Summary

DATE: 09-13-23
TIME: 9:18
PAGE: 5

GREENVILLE COUNTY, SC
2021

ESG Subrecipients by Activity Category

Activity Type	Subrecipient
Street Outreach	United Housing Connections
Shelter	SUNBELT HUMAN ADVANCEMENT RESOURCES, INC. (SHARE)
	United Ministries
	Step by Step Ministry Hope Project
	United Housing Connections
	Pendleton Place
	Fellow Countrymen
Homeless Prevention	GREENVILLE COUNTY
	Greenville County Human Relations Commission
Rapid Re-Housing	GREENVILLE COUNTY
	Greenville County Human Relations Commission
Data Collection (HMIS)	United Housing Connections
Administration	GREENVILLE COUNTY



U.S. Department of Housing and Urban Development
Office of Community Planning and Development
Integrated Disbursement and Information System
PR91 - ESG Financial Summary

DATE: 09-13-23
TIME: 9:18
PAGE: 6

GREENVILLE COUNTY, SC
2022

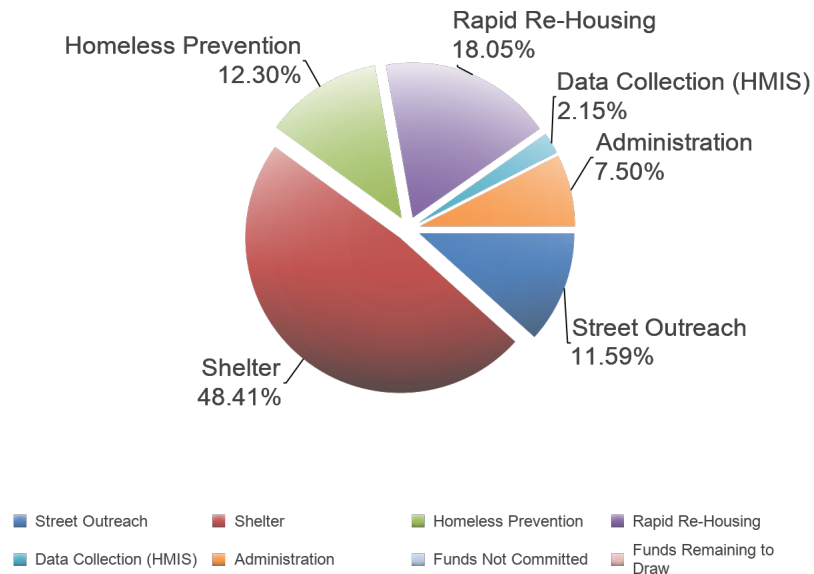
ESG Program Level Summary

Grant Number	Total Grant Amount	Total Funds Committed	Total Funds Available to Commit	% of Grant Funds Not Committed	Grant Funds Drawn	% of Grant Funds Drawn	Available to Draw	% Remaining to Draw
E22UC450001	\$233,016.00	\$233,016.00	\$0.00	0.00%	\$233,016.00	100.00%	\$0.00	0.00%

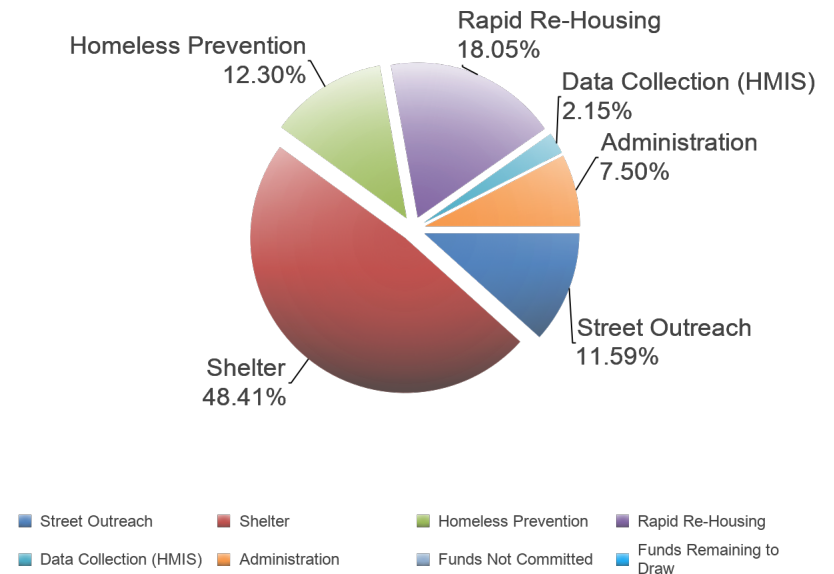
ESG Program Components

Activity Type	Total Committed to Activities	% of Grant Committed	Drawn Amount	% of Grant Drawn
Street Outreach	\$27,000.00	11.59%	\$27,000.00	11.59%
Shelter	\$112,810.00	48.41%	\$112,810.00	48.41%
Homeless Prevention	\$28,663.70	12.30%	\$28,663.70	12.30%
Rapid Re-Housing	\$42,066.30	18.05%	\$42,066.30	18.05%
Data Collection (HMIS)	\$5,000.00	2.15%	\$5,000.00	2.15%
Administration	\$17,476.00	7.50%	\$17,476.00	7.50%
Funds Not Committed	\$0.00	0.00%	\$0.00	0.00%
Funds Remaining to Draw	\$0.00	0.00%	\$0.00	0.00%
Total	\$233,016.00	100.00%	\$233,016.00	100.00%

Funds Committed



Funds Drawn





U.S. Department of Housing and Urban Development
Office of Community Planning and Development
Integrated Disbursement and Information System
PR91 - ESG Financial Summary

DATE: 09-13-23
TIME: 9:18
PAGE: 7

GREENVILLE COUNTY, SC
2022

24-Month Grant Expenditure Deadline

All of the recipient's grant must be expended for eligible activity costs within 24 months after the date HUD signs the grant agreement with the recipient. Expenditure means either an actual cash disbursement for a direct charge for a good or service or an indirect cost or the accrual of a direct charge for a good or service or an indirect cost. This report uses draws in IDIS to measure expenditures. HUD allocated Fiscal Year 2011 ESG funds in two allocations. For FY2011, this Obligation Date is the date of the first allocation. This report does not list the Obligation Date, does not calculate the Expenditure Deadline, and does not track the Days Remaining for the FY 2011 second allocation.

Grant Amount: \$233,016.00

Grant Number	Draws to Date	HUD Obligation Date	Expenditure Deadline	Days Remaining to Meet Requirement Date	Expenditures Required
E22UC450001	\$233,016.00	08/29/2022	08/29/2024	351	\$0.00

60% Cap on Emergency Shelter and Street Outreach

The cap refers to the total amount of the recipient's fiscal year grant, allowed for emergency shelter and street outreach activities, is capped at 60 percent. This amount cannot exceed the greater of: (1) 60% of the overall grant for the year; or, (2) the amount of Fiscal Year 2010 ESG funds committed for homeless assistance activities. (Note: the HESG-CV grants are currently exempt from the 60% funding cap restrictions.)

Amount Committed to Shelter	Amount Committed to Street Outreach	Total Amount Committed to Shelter and Street Outreach	% Committed to Shelter and Street Outreach	2010 Funds Committed to Homeless Assistance Activities	Total Drawn for Shelter and Street Outreach	% Drawn for Shelter and Street Outreach
\$112,810.00	\$27,000.00	\$139,810.00	60.00%	\$100,763.00	\$139,810.00	60.00%



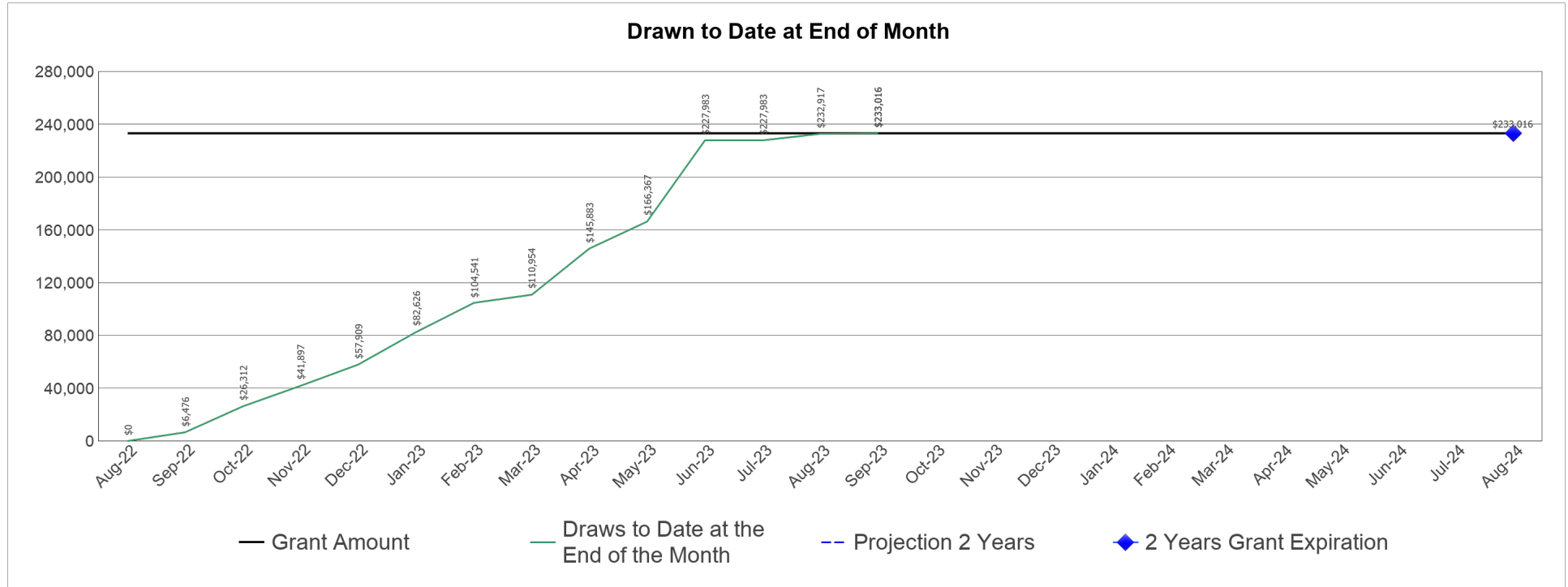
U.S. Department of Housing and Urban Development
Office of Community Planning and Development
Integrated Disbursement and Information System
PR91 - ESG Financial Summary

DATE: 09-13-23
TIME: 9:18
PAGE: 8

GREENVILLE COUNTY, SC
2022

ESG Draws By Month (at the total grant level):

Grant Amount: 233,016.00



ESG Draws By Quarter (at the total grant level):

Quarter End Date	Draws for the Quarter	Draws to Date at the End of the Quarter	% Drawn for the Quarter	% Drawn to Date at End of Quarter
09/30/2022	\$6,476.00	\$6,476.00	2.78%	2.78%
12/31/2022	\$51,433.35	\$57,909.35	22.07%	24.85%
03/31/2023	\$53,045.09	\$110,954.44	22.76%	47.62%
06/30/2023	\$117,028.87	\$227,983.31	50.22%	97.84%
09/30/2023	\$5,032.69	\$233,016.00	2.16%	100.00%



U.S. Department of Housing and Urban Development
Office of Community Planning and Development
Integrated Disbursement and Information System
PR91 - ESG Financial Summary

DATE: 09-13-23
TIME: 9:18
PAGE: 9

GREENVILLE COUNTY, SC
2022

ESG Subrecipient Commitments and Draws by Activity Category :

Subrecipient	Activity Type	Committed	Drawn
GREENVILLE COUNTY	Homeless Prevention	\$11,163.70	\$11,163.70
	Rapid Re-Housing	\$24,566.30	\$24,566.30
	Data Collection (HMIS)	\$5,000.00	\$5,000.00
	Administration	\$17,476.00	\$17,476.00
	Total	\$58,206.00	\$58,206.00
	Total Remaining to be Drawn	\$0.00	\$0.00
	Percentage Remaining to be Drawn	\$0.00	0.00%
SUNBELT HUMAN ADVANCEMENT RESOURCES, INC. (SHARE)	Shelter	\$10,901.37	\$10,901.37
	Total	\$10,901.37	\$10,901.37
	Total Remaining to be Drawn	\$0.00	\$0.00
	Percentage Remaining to be Drawn	\$0.00	0.00%
GREENVILLE COUNTY HUMAN RELATIONS COMMISSION	Rapid Re-Housing	\$17,500.00	\$17,500.00
	Total	\$17,500.00	\$17,500.00
	Total Remaining to be Drawn	\$0.00	\$0.00
	Percentage Remaining to be Drawn	\$0.00	0.00%
United Ministries	Shelter	\$50,000.00	\$50,000.00
	Total	\$50,000.00	\$50,000.00
	Total Remaining to be Drawn	\$0.00	\$0.00
	Percentage Remaining to be Drawn	\$0.00	0.00%
United Housing Connections	Street Outreach	\$17,000.00	\$17,000.00
	Shelter	\$11,908.63	\$11,908.63
	Total	\$28,908.63	\$28,908.63
	Total Remaining to be Drawn	\$0.00	\$0.00
	Percentage Remaining to be Drawn	\$0.00	0.00%
GReenville County Human Relations Commission	Homeless Prevention	\$17,500.00	\$17,500.00
	Total	\$17,500.00	\$17,500.00
	Total Remaining to be Drawn	\$0.00	\$0.00
	Percentage Remaining to be Drawn	\$0.00	0.00%
First Impression SC	Street Outreach	\$10,000.00	\$10,000.00
	Total	\$10,000.00	\$10,000.00
	Total Remaining to be Drawn	\$0.00	\$0.00
	Percentage Remaining to be Drawn	\$0.00	0.00%
Pendleton Place	Shelter	\$40,000.00	\$40,000.00
	Total	\$40,000.00	\$40,000.00
	Total Remaining to be Drawn	\$0.00	\$0.00
	Percentage Remaining to be Drawn	\$0.00	0.00%



U.S. Department of Housing and Urban Development
Office of Community Planning and Development
Integrated Disbursement and Information System
PR91 - ESG Financial Summary

DATE: 09-13-23
TIME: 9:18
PAGE: 10

GREENVILLE COUNTY, SC
2022

ESG Subrecipients by Activity Category

Activity Type	Subrecipient
Street Outreach	United Housing Connections
	First Impression SC
Shelter	SUNBELT HUMAN ADVANCEMENT RESOURCES, INC. (SHARE)
	United Ministries
	United Housing Connections
	Pendleton Place
Homeless Prevention	GREENVILLE COUNTY
	Greenville County Human Relations Commission
Rapid Re-Housing	GREENVILLE COUNTY
	GREENVILLE COUNTY HUMAN RELATIONS COMMISSION
Data Collection (HMIS)	GREENVILLE COUNTY
Administration	GREENVILLE COUNTY

Appendix D: CDBG



Office of Community Planning and Development
U.S. Department of Housing and Urban Development
Integrated Disbursement and Information System
PR26 - CDBG Financial Summary Report
Program Year 2022
GREENVILLE COUNTY , SC

DATE: 09-28-23
TIME: 10:50
PAGE: 1

PART I: SUMMARY OF CDBG RESOURCES

01 UNEXPENDED CDBG FUNDS AT END OF PREVIOUS PROGRAM YEAR	5,980,393.10
02 ENTITLEMENT GRANT	2,665,606.00
03 SURPLUS URBAN RENEWAL	0.00
04 SECTION 108 GUARANTEED LOAN FUNDS	0.00
05 CURRENT YEAR PROGRAM INCOME	1,043,337.80
05a CURRENT YEAR SECTION 108 PROGRAM INCOME (FOR SI TYPE)	0.00
06 FUNDS RETURNED TO THE LINE-OF-CREDIT	84,321.93
06a FUNDS RETURNED TO THE LOCAL CDBG ACCOUNT	0.00
07 ADJUSTMENT TO COMPUTE TOTAL AVAILABLE	0.00
08 TOTAL AVAILABLE (SUM, LINES 01-07)	9,773,658.83

PART II: SUMMARY OF CDBG EXPENDITURES

09 DISBURSEMENTS OTHER THAN SECTION 108 REPAYMENTS AND PLANNING/ADMINISTRATION	3,663,730.54
10 ADJUSTMENT TO COMPUTE TOTAL AMOUNT SUBJECT TO LOW/MOD BENEFIT	0.00
11 AMOUNT SUBJECT TO LOW/MOD BENEFIT (LINE 09 + LINE 10)	3,663,730.54
12 DISBURSED IN IDIS FOR PLANNING/ADMINISTRATION	741,783.09
13 DISBURSED IN IDIS FOR SECTION 108 REPAYMENTS	0.00
14 ADJUSTMENT TO COMPUTE TOTAL EXPENDITURES	0.00
15 TOTAL EXPENDITURES (SUM, LINES 11-14)	4,405,513.63
16 UNEXPENDED BALANCE (LINE 08 - LINE 15)	5,368,145.20

PART III: LOW/MOD BENEFIT THIS REPORTING PERIOD

17 EXPENDED FOR LOW/MOD HOUSING IN SPECIAL AREAS	11,755.11
18 EXPENDED FOR LOW/MOD MULTI-UNIT HOUSING	50,000.00
19 DISBURSED FOR OTHER LOW/MOD ACTIVITIES	3,578,183.54
20 ADJUSTMENT TO COMPUTE TOTAL LOW/MOD CREDIT	(11,755.11)
21 TOTAL LOW/MOD CREDIT (SUM, LINES 17-20)	3,628,183.54
22 PERCENT LOW/MOD CREDIT (LINE 21/LINE 11)	99.03%

LOW/MOD BENEFIT FOR MULTI-YEAR CERTIFICATIONS

23 PROGRAM YEARS(PY) COVERED IN CERTIFICATION	PY: 2020 PY: 2021 PY: 2022
24 CUMULATIVE NET EXPENDITURES SUBJECT TO LOW/MOD BENEFIT CALCULATION	9,716,646.78
25 CUMULATIVE EXPENDITURES BENEFITING LOW/MOD PERSONS	9,377,197.22
26 PERCENT BENEFIT TO LOW/MOD PERSONS (LINE 25/LINE 24)	96.51%

PART IV: PUBLIC SERVICE (PS) CAP CALCULATIONS

27 DISBURSED IN IDIS FOR PUBLIC SERVICES	392,679.49
28 PS UNLIQUIDATED OBLIGATIONS AT END OF CURRENT PROGRAM YEAR	2,764.57
29 PS UNLIQUIDATED OBLIGATIONS AT END OF PREVIOUS PROGRAM YEAR	7,000.00
30 ADJUSTMENT TO COMPUTE TOTAL PS OBLIGATIONS	7,000.00
31 TOTAL PS OBLIGATIONS (LINE 27 + LINE 28 - LINE 29 + LINE 30)	395,444.06
32 ENTITLEMENT GRANT	2,665,606.00
33 PRIOR YEAR PROGRAM INCOME	1,577,079.00
34 ADJUSTMENT TO COMPUTE TOTAL SUBJECT TO PS CAP	0.00
35 TOTAL SUBJECT TO PS CAP (SUM, LINES 32-34)	4,242,685.00
36 PERCENT FUNDS OBLIGATED FOR PS ACTIVITIES (LINE 31/LINE 35)	9.32%

PART V: PLANNING AND ADMINISTRATION (PA) CAP

37 DISBURSED IN IDIS FOR PLANNING/ADMINISTRATION	741,783.09
38 PA UNLIQUIDATED OBLIGATIONS AT END OF CURRENT PROGRAM YEAR	0.00
39 PA UNLIQUIDATED OBLIGATIONS AT END OF PREVIOUS PROGRAM YEAR	0.00
40 ADJUSTMENT TO COMPUTE TOTAL PA OBLIGATIONS	0.00
41 TOTAL PA OBLIGATIONS (LINE 37 + LINE 38 - LINE 39 + LINE 40)	741,783.09
42 ENTITLEMENT GRANT	2,665,606.00
43 CURRENT YEAR PROGRAM INCOME	1,043,337.80
44 ADJUSTMENT TO COMPUTE TOTAL SUBJECT TO PA CAP	0.00
45 TOTAL SUBJECT TO PA CAP (SUM, LINES 42-44)	3,708,943.80
46 PERCENT FUNDS OBLIGATED FOR PA ACTIVITIES (LINE 41/LINE 45)	20.00%



Office of Community Planning and Development
U.S. Department of Housing and Urban Development
Integrated Disbursement and Information System
PR26 - CDBG Financial Summary Report
Program Year 2022
GREENVILLE COUNTY , SC

DATE: 09-28-23
TIME: 10:50
PAGE: 2

LINE 17 DETAIL: ACTIVITIES TO CONSIDER IN DETERMINING THE AMOUNT TO ENTER ON LINE 17

Plan Year	IDIS Project	IDIS Activity	Voucher Number	Activity Name	Matrix Code	National Objective	Target Area Type	Drawn Amount
2020	38	2800	6670786	Brutontown New Construction: 15 Marie St.(MLF)	12	LMH	Strategy area	\$11,703.17
2020	38	2800	6679486	Brutontown New Construction: 15 Marie St.(MLF)	12	LMH	Strategy area	\$51.94
								<u>\$11,755.11</u>
Total								\$11,755.11

LINE 18 DETAIL: ACTIVITIES TO CONSIDER IN DETERMINING THE AMOUNT TO ENTER ON LINE 18

Plan Year	IDIS Project	IDIS Activity	Activity Name	Matrix Code	National Objective	Drawn Amount
2022	32	3002	GHF-Harmony Ridge Apts. - Rehabilitation	14B	LMH	\$50,000.00
						<u>\$50,000.00</u>
Total						\$50,000.00

LINE 19 DETAIL: ACTIVITIES INCLUDED IN THE COMPUTATION OF LINE 19

Plan Year	IDIS Project	IDIS Activity	Voucher Number	Activity Name	Matrix Code	National Objective	Drawn Amount
2022	2	2949	6670781	Disposition - Unincorporated Neighborhoods	02	LMA	\$583.49
2022	2	2949	6679462	Disposition - Unincorporated Neighborhoods	02	LMA	\$890.00
2022	2	2949	6690455	Disposition - Unincorporated Neighborhoods	02	LMA	\$670.00
2022	2	2949	6700716	Disposition - Unincorporated Neighborhoods	02	LMA	\$1,040.00
2022	2	2949	6709982	Disposition - Unincorporated Neighborhoods	02	LMA	\$700.00
2022	2	2949	6731219	Disposition - Unincorporated Neighborhoods	02	LMA	\$2,282.90
2022	2	2949	6752404	Disposition - Unincorporated Neighborhoods	02	LMA	\$125.00
2022	2	2949	6759124	Disposition - Unincorporated Neighborhoods	02	LMA	\$25,101.70
2022	2	2949	6765109	Disposition - Unincorporated Neighborhoods	02	LMA	\$275.00
2022	2	2949	6776944	Disposition - Unincorporated Neighborhoods	02	LMA	\$515.00
2022	2	2949	6785048	Disposition - Unincorporated Neighborhoods	02	LMA	\$3,400.00
2022	2	2949	6785055	Disposition - Unincorporated Neighborhoods	02	LMA	\$2,009.50
2022	2	2950	6679457	Disposition - Brutontown	02	LMA	\$4,140.00
2022	2	2950	6690450	Disposition - Brutontown	02	LMA	\$2,030.00
2022	2	2950	6700706	Disposition - Brutontown	02	LMA	\$1,020.00
2022	2	2950	6709978	Disposition - Brutontown	02	LMA	\$1,980.00
2022	2	2950	6731216	Disposition - Brutontown	02	LMA	\$7,183.90
2022	2	2950	6752399	Disposition - Brutontown	02	LMA	\$375.00
2022	2	2950	6759120	Disposition - Brutontown	02	LMA	\$3,684.02
2022	2	2950	6765107	Disposition - Brutontown	02	LMA	\$975.00
2022	2	2950	6765112	Disposition - Brutontown	02	LMA	\$5,731.00
2022	2	2950	6776938	Disposition - Brutontown	02	LMA	\$1,950.00
2022	2	2950	6776949	Disposition - Brutontown	02	LMA	\$1,040.00
2022	2	2950	6786626	Disposition - Brutontown	02	LMA	\$1,950.00
2022	2	2951	6670781	Disposition - Greer	02	LMA	\$315.00
2022	2	2951	6679558	Disposition - Greer	02	LMA	\$5,778.81
2022	2	2951	6690455	Disposition - Greer	02	LMA	\$530.00
2022	2	2951	6700716	Disposition - Greer	02	LMA	\$430.00
2022	2	2951	6709982	Disposition - Greer	02	LMA	\$695.25
2022	2	2951	6731219	Disposition - Greer	02	LMA	\$215.00
2022	2	2951	6759124	Disposition - Greer	02	LMA	\$4,900.64
2022	2	2951	6765109	Disposition - Greer	02	LMA	\$200.00
2022	2	2951	6776944	Disposition - Greer	02	LMA	\$2,475.00
2022	2	2951	6785055	Disposition - Greer	02	LMA	\$8,276.73
							<u>\$93,467.94</u>
2021	27	2887	6709978	Simpsonville Senior Center Improvements - Engineering - Phase 2	03A	LMC	\$3,434.98
2021	27	2887	6720634	Simpsonville Senior Center Improvements - Engineering - Phase 2	03A	LMC	\$1,587.50
2021	27	2887	6731216	Simpsonville Senior Center Improvements - Engineering - Phase 2	03A	LMC	\$2,091.96
2021	27	2887	6740855	Simpsonville Senior Center Improvements - Engineering - Phase 2	03A	LMC	\$28,282.50
2021	27	2931	6690450	Simpsonville Senior Center Improvements - Construction - Phase 2	03A	LMC	\$539.35
2021	27	2931	6700706	Simpsonville Senior Center Improvements - Construction - Phase 2	03A	LMC	\$212.50
2021	27	2931	6709978	Simpsonville Senior Center Improvements - Construction - Phase 2	03A	LMC	\$179.50
2021	27	2931	6740855	Simpsonville Senior Center Improvements - Construction - Phase 2	03A	LMC	\$1,789.18
2021	27	2931	6759120	Simpsonville Senior Center Improvements - Construction - Phase 2	03A	LMC	\$300.00
							<u>\$38,417.47</u>
2022	6	2959	6670778	Fountain Inn/Public Facility Improvement/Emmanuel Sullivan Park/Engineering	03F	LMC	\$2,940.00
2022	6	2959	6690450	Fountain Inn/Public Facility Improvement/Emmanuel Sullivan Park/Engineering	03F	LMC	\$9,770.00
2022	6	2959	6709978	Fountain Inn/Public Facility Improvement/Emmanuel Sullivan Park/Engineering	03F	LMC	\$4,890.00
2022	6	2959	6776938	Fountain Inn/Public Facility Improvement/Emmanuel Sullivan Park/Engineering	03F	LMC	\$895.48
2022	6	2997	6765107	Fountain Inn/Public Facility Improvement/Emmanuel Sullivan Park/Construction	03F	LMC	\$8,827.31
2022	6	2997	6776938	Fountain Inn/Public Facility Improvement/Emmanuel Sullivan Park/Construction	03F	LMC	\$63,551.32

Plan Year	IDIS Project	IDIS Activity	Voucher Number	Activity Name	Matrix Code	National Objective	Drawn Amount
2022	6	2997	6786626	Fountain Inn/Public Facility Improvement/Emmanuel Sullivan Park/Construction	03F	LMC	\$50,298.37
2022	6	2997	6786629	Fountain Inn/Public Facility Improvement/Emmanuel Sullivan Park/Construction	03F	LMC	\$23,679.87
					03F	Matrix Code	\$164,852.35
2020	12	2830	6670781	Greer/Fairview Rd.Townes- Infrastructure - Engineering	03K	LMA	\$9,155.26
2020	12	2830	6679462	Greer/Fairview Rd.Townes- Infrastructure - Engineering	03K	LMA	\$1,129.00
2020	12	2830	6690455	Greer/Fairview Rd.Townes- Infrastructure - Engineering	03K	LMA	\$3,032.25
2020	12	2830	6700716	Greer/Fairview Rd.Townes- Infrastructure - Engineering	03K	LMA	\$8,287.50
2020	12	2830	6709982	Greer/Fairview Rd.Townes- Infrastructure - Engineering	03K	LMA	\$5,335.60
2020	12	2830	6720634	Greer/Fairview Rd.Townes- Infrastructure - Engineering	03K	LMA	\$44.52
2020	12	2830	6720640	Greer/Fairview Rd.Townes- Infrastructure - Engineering	03K	LMA	\$1,679.50
2020	12	2830	6731219	Greer/Fairview Rd.Townes- Infrastructure - Engineering	03K	LMA	\$1,600.77
2020	12	2830	6740855	Greer/Fairview Rd.Townes- Infrastructure - Engineering	03K	LMA	\$32,801.90
2020	12	2830	6740857	Greer/Fairview Rd.Townes- Infrastructure - Engineering	03K	LMA	\$756.25
2020	12	2830	6752385	Greer/Fairview Rd.Townes- Infrastructure - Engineering	03K	LMA	\$33,237.50
2020	12	2830	6752404	Greer/Fairview Rd.Townes- Infrastructure - Engineering	03K	LMA	\$160.02
2020	12	2830	6759120	Greer/Fairview Rd.Townes- Infrastructure - Engineering	03K	LMA	\$19,657.93
2020	12	2830	6759124	Greer/Fairview Rd.Townes- Infrastructure - Engineering	03K	LMA	\$23,354.40
2020	12	2830	6765109	Greer/Fairview Rd.Townes- Infrastructure - Engineering	03K	LMA	\$185.46
2020	12	2830	6776944	Greer/Fairview Rd.Townes- Infrastructure - Engineering	03K	LMA	\$3,568.49
2020	12	2830	6785055	Greer/Fairview Rd.Townes- Infrastructure - Engineering	03K	LMA	\$3,508.52
2020	37	2855	6670778	Brutontown Iola, Wilson & Greenbriar Street Improvements - Engineering	03K	LMA	\$6,552.50
2020	37	2855	6709978	Brutontown Iola, Wilson & Greenbriar Street Improvements - Engineering	03K	LMA	\$9,016.30
2020	37	2855	6720634	Brutontown Iola, Wilson & Greenbriar Street Improvements - Engineering	03K	LMA	\$548.74
2020	37	2855	6754290	Brutontown Iola, Wilson & Greenbriar Street Improvements - Engineering	03K	LMA	\$794,889.16
2020	37	2855	6754295	Brutontown Iola, Wilson & Greenbriar Street Improvements - Engineering	03K	LMA	\$68,846.14
					03K	Matrix Code	\$1,027,347.71
2022	20	3001	6785048	Mauldin-Miller & Old Mill Rd. Sidewalk Project- Engineering	03L	LMH	\$7,205.88
					03L	Matrix Code	\$7,205.88
2022	9	2985	6785048	Fountain Inn Parks & Rec. - Senior Center - 2022	05A	LMC	\$5,000.00
2022	16	2979	6740855	Greer Parks & Rec. - Cannon Senior Center - 2022	05A	LMC	\$3,651.87
2022	16	2979	6786626	Greer Parks & Rec. - Cannon Senior Center - 2022	05A	LMC	\$315.00
2022	21	2981	6740855	Mauldin Senior Program - 2022	05A	LMC	\$1,830.60
2022	21	2981	6752385	Mauldin Senior Program - 2022	05A	LMC	\$8,000.00
2022	21	2981	6786626	Mauldin Senior Program - 2022	05A	LMC	\$646.59
2022	28	2986	6785048	Simpsonville Parks & Rec. - Senior Program - 2022	05A	LMC	\$10,000.00
2022	45	2974	6752385	Meals on Wheels Greenville County - 2022	05A	LMC	\$27,500.00
2022	45	2974	6785048	Meals on Wheels Greenville County - 2022	05A	LMC	\$27,500.00
					05A	Matrix Code	\$84,444.06
2022	15	2977	6700706	Greer Community Ministries - Mobile Meal Services - 2022	05B	LMC	\$4,812.61
2022	15	2977	6709978	Greer Community Ministries - Mobile Meal Services - 2022	05B	LMC	\$12,470.64
2022	15	2977	6720634	Greer Community Ministries - Mobile Meal Services - 2022	05B	LMC	\$2,716.75
					05B	Matrix Code	\$20,000.00
2021	18	2915	6690450	Greer Parks & Rec. - Needmore Center Summer Camp - 2021	05D	LMC	\$7,000.00
2022	14	2976	6709978	Greer Creative Advancement Center - 2022	05D	LMC	\$3,518.37
2022	14	2976	6759120	Greer Creative Advancement Center - 2022	05D	LMC	\$5,205.13
2022	14	2976	6786626	Greer Creative Advancement Center - 2022	05D	LMC	\$10,276.50
2022	41	2971	6785048	Communities in Schools - 2022	05D	LMC	\$10,000.00
					05D	Matrix Code	\$36,000.00
2022	46	2975	6720634	Safe Harbor - 2022	05G	LMCSV	\$5,123.00
2022	46	2975	6731216	Safe Harbor - 2022	05G	LMCSV	\$17,513.80
2022	46	2975	6740855	Safe Harbor - 2022	05G	LMCSV	\$12,363.20
					05G	Matrix Code	\$35,000.00
2022	43	2972	6720634	Greenville County Human Relations Commission - Fair Housing - 2022	05J	LMC	\$14,599.99
2022	43	2972	6759120	Greenville County Human Relations Commission - Fair Housing - 2022	05J	LMC	\$9,080.32
2022	43	2972	6785048	Greenville County Human Relations Commission - Fair Housing - 2022	05J	LMC	\$3,555.12
					05J	Matrix Code	\$27,235.43
2022	42	2965	6690450	Greenville Free Medical Clinic - 2022	05M	LMC	\$22,728.92
2022	42	2965	6709978	Greenville Free Medical Clinic - 2022	05M	LMC	\$13,325.71
2022	42	2965	6720634	Greenville Free Medical Clinic - 2022	05M	LMC	\$12,504.09
2022	42	2965	6752385	Greenville Free Medical Clinic - 2022	05M	LMC	\$18,565.90
2022	42	2965	6759120	Greenville Free Medical Clinic - 2022	05M	LMC	\$16,540.28
2022	42	2965	6786626	Greenville Free Medical Clinic - 2022	05M	LMC	\$6,335.10
2022	47	2970	6700893	Unity Health on Main - 2022	05M	LMC	\$9,972.45
2022	47	2970	6720634	Unity Health on Main - 2022	05M	LMC	\$10,550.49
2022	47	2970	6740855	Unity Health on Main - 2022	05M	LMC	\$6,433.73
2022	47	2970	6759120	Unity Health on Main - 2022	05M	LMC	\$8,592.53
2022	47	2970	6776938	Unity Health on Main - 2022	05M	LMC	\$4,483.19
2022	47	2970	6785048	Unity Health on Main - 2022	05M	LMC	\$942.68
2022	47	2970	6786626	Unity Health on Main - 2022	05M	LMC	\$4,024.93
					05M	Matrix Code	\$135,000.00



Office of Community Planning and Development
U.S. Department of Housing and Urban Development
Integrated Disbursement and Information System
PR26 - CDBG Financial Summary Report
Program Year 2022
GREENVILLE COUNTY , SC

DATE: 09-28-23
TIME: 10:50
PAGE: 4

Plan Year	IDIS Project	IDIS Activity	Voucher Number	Activity Name	Matrix Code	National Objective	Drawn Amount
2022	18	2978	6752385	Greer Relief & Resources Agency - 2022	05Q	LMC	\$6,383.86
2022	18	2978	6785048	Greer Relief & Resources Agency - 2022	05Q	LMC	\$3,616.14
					05Q	Matrix Code	\$10,000.00
2022	8	2984	6740855	Fountain Inn - Center for Community Services - 2022	05Z	LMC	\$2,500.00
2022	8	2984	6785048	Fountain Inn - Center for Community Services - 2022	05Z	LMC	\$2,500.00
2022	22	2982	6740855	Mauldin - Center for Community Services - 2022	05Z	LMC	\$2,500.00
2022	22	2982	6785048	Mauldin - Center for Community Services - 2022	05Z	LMC	\$2,500.00
2022	27	2983	6740855	Simpsonville - Center for Community Services - 2022	05Z	LMC	\$5,500.00
2022	27	2983	6785048	Simpsonville - Center for Community Services - 2022	05Z	LMC	\$6,500.00
2022	44	2973	6740855	Greenville County Human Relations Commission - FEC 2022	05Z	LMC	\$8,000.00
2022	48	2969	6700706	Upstate Warrior Solution - 2022	05Z	LMC	\$12,423.80
2022	48	2969	6759120	Upstate Warrior Solution - 2022	05Z	LMC	\$2,576.20
					05Z	Matrix Code	\$45,000.00
2020	38	2800	6670786	Brutontown New Construction: 15 Marie St.(MLF)	12	LMH	\$11,703.17
2020	38	2800	6679486	Brutontown New Construction: 15 Marie St.(MLF)	12	LMH	\$51.94
2021	12	2938	6690450	Greer/Fairview Rd.Townes- Infrastructure/Development - THG	12	LMH	\$15,202.50
2021	12	2938	6700706	Greer/Fairview Rd.Townes- Infrastructure/Development - THG	12	LMH	\$137,512.00
2021	12	2938	6700716	Greer/Fairview Rd.Townes- Infrastructure/Development - THG	12	LMH	\$121,960.15
2021	12	2938	6740857	Greer/Fairview Rd.Townes- Infrastructure/Development - THG	12	LMH	\$1,000.00
2021	33	2905	6679486	Brutontown New Construction: 104 Scott St.(MLF)	12	LMH	\$18,784.41
2021	33	2905	6690469	Brutontown New Construction: 104 Scott St.(MLF)	12	LMH	\$506.72
2021	33	2905	6731221	Brutontown New Construction: 104 Scott St.(MLF)	12	LMH	\$16.01
					12	Matrix Code	\$306,736.90
2022	13	2995	6752409	Greer - Direct Homeownership Assistance - 685 Ruddy Creek	13B	LMH	\$177,000.00
2022	25	2999	6776949	Simpsonville - Direct Homeownership Assistance - 32 Sidney Wilson Ct.	13B	LMH	\$209,000.00
					13B	Matrix Code	\$386,000.00
2022	19	2958	6679457	Homeowner Repair Program - 2022	14A	LMH	\$47,794.71
2022	19	2958	6690450	Homeowner Repair Program - 2022	14A	LMH	\$29,080.00
2022	19	2958	6700706	Homeowner Repair Program - 2022	14A	LMH	\$39,810.00
2022	19	2958	6709978	Homeowner Repair Program - 2022	14A	LMH	\$54,025.00
2022	19	2958	6720634	Homeowner Repair Program - 2022	14A	LMH	\$38,850.24
2022	19	2964	6690450	Home Repair Subrecipient/Rebuild Upstate - 2022	14A	LMH	\$3,216.12
2022	19	2964	6700706	Home Repair Subrecipient/Rebuild Upstate - 2022	14A	LMH	\$11,541.84
2022	19	2964	6709978	Home Repair Subrecipient/Rebuild Upstate - 2022	14A	LMH	\$2,999.00
2022	19	2964	6731216	Home Repair Subrecipient/Rebuild Upstate - 2022	14A	LMH	\$7,170.31
2022	19	2964	6776938	Home Repair Subrecipient/Rebuild Upstate - 2022	14A	LMH	\$300.00
2022	39	2996	6752404	Home Repair Subrecipient/Habitat for Humanity - 2022	14A	LMH	\$4,941.93
2022	39	2996	6759124	Home Repair Subrecipient/Habitat for Humanity - 2022	14A	LMH	\$3,470.03
2022	39	2996	6777086	Home Repair Subrecipient/Habitat for Humanity - 2022	14A	LMH	\$5,000.00
2022	39	2996	6785048	Home Repair Subrecipient/Habitat for Humanity - 2022	14A	LMH	\$7,281.39
					14A	Matrix Code	\$255,480.57
2019	10	2701	6713929	Operations Delivery Cost - 2019	14H	LMA	\$10,630.30
2020	10	2767	6713929	Operations Delivery Cost - 2020	14H	LMA	\$73,691.63
2022	10	2948	6670767	Operations Delivery Cost - 2022	14H	LMA	\$14,288.10
2022	10	2948	6679429	Operations Delivery Cost - 2022	14H	LMA	\$53,428.97
2022	10	2948	6690428	Operations Delivery Cost - 2022	14H	LMA	\$57,856.12
2022	10	2948	6700694	Operations Delivery Cost - 2022	14H	LMA	\$66,777.92
2022	10	2948	6709956	Operations Delivery Cost - 2022	14H	LMA	\$33,017.41
2022	10	2948	6720625	Operations Delivery Cost - 2022	14H	LMA	\$108,919.69
2022	10	2948	6731210	Operations Delivery Cost - 2022	14H	LMA	\$40,850.16
2022	10	2948	6740846	Operations Delivery Cost - 2022	14H	LMA	\$52,214.81
2022	10	2948	6752373	Operations Delivery Cost - 2022	14H	LMA	\$46,446.64
2022	10	2948	6759114	Operations Delivery Cost - 2022	14H	LMA	\$16,393.71
2022	10	2948	6765095	Operations Delivery Cost - 2022	14H	LMA	\$31,694.54
2022	10	2948	6776926	Operations Delivery Cost - 2022	14H	LMA	\$10,499.85
2022	10	2948	6776949	Operations Delivery Cost - 2022	14H	LMA	\$74,709.12
2022	10	2948	6785037	Operations Delivery Cost - 2022	14H	LMA	\$18,612.13
2022	10	2948	6785064	Operations Delivery Cost - 2022	14H	LMA	\$50,358.57
2022	10	2948	6786613	Operations Delivery Cost - 2022	14H	LMA	\$40,564.17
					14H	Matrix Code	\$800,953.84
2022	3	2962	6679457	Economic Development: Country Life Management	18A	LMJ	\$25,000.00
2022	3	2966	6700706	Economic Development: Logan Chris Salon (Mauldin)	18A	LMJ	\$24,950.00
2022	3	2966	6720634	Economic Development: Logan Chris Salon (Mauldin)	18A	LMJ	\$36.46
2022	3	2966	6731216	Economic Development: Logan Chris Salon (Mauldin)	18A	LMJ	\$16.00
2022	3	2967	6700706	Economic Development: Uptown Barber (Fountain Inn)	18A	LMJ	\$19,941.48
2022	3	2967	6700716	Economic Development: Uptown Barber (Fountain Inn)	18A	LMJ	\$5,044.98
2022	3	2967	6731219	Economic Development: Uptown Barber (Fountain Inn)	18A	LMJ	\$16.00
2022	3	2968	6700706	Economic Development: Good Mood Treats (Greer)	18A	LMJ	\$25,036.47
2022	5	2992	6740855	Fountain Inn Facade - 213 S. Main St. - Bundle of Joy	18A	LMJ	\$5,000.00
					18A	Matrix Code	\$105,041.39

Plan Year	IDIS Project	IDIS Activity	Voucher Number	Activity Name	Matrix Code	National Objective	Drawn Amount
Total							\$3,578,183.54

LINE 27 DETAIL: ACTIVITIES INCLUDED IN THE COMPUTATION OF LINE 27

Plan Year	IDIS Project	IDIS Activity	Voucher Number	Activity to prevent, prepare for, and respond to Coronavirus	Activity Name	Grant Number	Fund Type	Matrix Code	National Objective	Drawn Amount	
2022	9	2985	6785048	No	Fountain Inn Parks & Rec. - Senior Center - 2022	B22UC450001	EN	05A	LMC	\$5,000.00	
2022	16	2979	6740855	No	Greer Parks & Rec. - Cannon Senior Center - 2022	B22UC450001	EN	05A	LMC	\$3,651.87	
2022	16	2979	6786626	No	Greer Parks & Rec. - Cannon Senior Center - 2022	B22UC450001	EN	05A	LMC	\$315.00	
2022	21	2981	6740855	No	Mauldin Senior Program - 2022	B22UC450001	EN	05A	LMC	\$1,830.60	
2022	21	2981	6752385	No	Mauldin Senior Program - 2022	B22UC450001	EN	05A	LMC	\$8,000.00	
2022	21	2981	6786626	No	Mauldin Senior Program - 2022	B22UC450001	EN	05A	LMC	\$646.59	
2022	28	2986	6785048	No	Simpsonville Parks & Rec. - Senior Program - 2022	B22UC450001	EN	05A	LMC	\$10,000.00	
2022	45	2974	6752385	No	Meals on Wheels Greenville County - 2022	B22UC450001	EN	05A	LMC	\$27,500.00	
2022	45	2974	6785048	No	Meals on Wheels Greenville County - 2022	B22UC450001	EN	05A	LMC	\$27,500.00	
									05A	Matrix Code	\$84,444.06
2022	15	2977	6700706	No	Greer Community Ministries - Mobile Meal Services - 2022	B22UC450001	EN	05B	LMC	\$4,812.61	
2022	15	2977	6709978	No	Greer Community Ministries - Mobile Meal Services - 2022	B22UC450001	EN	05B	LMC	\$12,470.64	
2022	15	2977	6720634	No	Greer Community Ministries - Mobile Meal Services - 2022	B22UC450001	EN	05B	LMC	\$2,716.75	
									05B	Matrix Code	\$20,000.00
2021	18	2915	6690450	No	Greer Parks & Rec. - Needmore Center Summer Camp - 2021	B21UC450001	EN	05D	LMC	\$7,000.00	
2022	14	2976	6709978	No	Greer Creative Advancement Center - 2022	B22UC450001	EN	05D	LMC	\$3,518.37	
2022	14	2976	6759120	No	Greer Creative Advancement Center - 2022	B22UC450001	EN	05D	LMC	\$5,205.13	
2022	14	2976	6786626	No	Greer Creative Advancement Center - 2022	B22UC450001	EN	05D	LMC	\$10,276.50	
2022	41	2971	6785048	No	Communities in Schools - 2022	B22UC450001	EN	05D	LMC	\$10,000.00	
									05D	Matrix Code	\$36,000.00
2022	46	2975	6720634	No	Safe Harbor - 2022	B22UC450001	EN	05G	LMCSV	\$5,123.00	
2022	46	2975	6731216	No	Safe Harbor - 2022	B22UC450001	EN	05G	LMCSV	\$17,513.80	
2022	46	2975	6740855	No	Safe Harbor - 2022	B22UC450001	EN	05G	LMCSV	\$12,363.20	
									05G	Matrix Code	\$35,000.00
2022	43	2972	6720634	No	Greenville County Human Relations Commission - Fair Housing - 2022	B22UC450001	EN	05J	LMC	\$14,599.99	
2022	43	2972	6759120	No	Greenville County Human Relations Commission - Fair Housing - 2022	B22UC450001	EN	05J	LMC	\$9,080.32	
2022	43	2972	6785048	No	Greenville County Human Relations Commission - Fair Housing - 2022	B22UC450001	EN	05J	LMC	\$3,555.12	
									05J	Matrix Code	\$27,235.43
2022	42	2965	6690450	No	Greenville Free Medical Clinic - 2022	B22UC450001	EN	05M	LMC	\$22,728.92	
2022	42	2965	6709978	No	Greenville Free Medical Clinic - 2022	B22UC450001	EN	05M	LMC	\$13,325.71	
2022	42	2965	6720634	No	Greenville Free Medical Clinic - 2022	B22UC450001	EN	05M	LMC	\$12,504.09	
2022	42	2965	6752385	No	Greenville Free Medical Clinic - 2022	B22UC450001	EN	05M	LMC	\$18,565.90	
2022	42	2965	6759120	No	Greenville Free Medical Clinic - 2022	B22UC450001	EN	05M	LMC	\$16,540.28	
2022	42	2965	6786626	No	Greenville Free Medical Clinic - 2022	B22UC450001	EN	05M	LMC	\$6,335.10	
2022	47	2970	6700893	No	Unity Health on Main - 2022	B22UC450001	EN	05M	LMC	\$9,972.45	
2022	47	2970	6720634	No	Unity Health on Main - 2022	B22UC450001	EN	05M	LMC	\$10,550.49	
2022	47	2970	6740855	No	Unity Health on Main - 2022	B22UC450001	EN	05M	LMC	\$6,433.73	
2022	47	2970	6759120	No	Unity Health on Main - 2022	B22UC450001	EN	05M	LMC	\$8,592.53	
2022	47	2970	6776938	No	Unity Health on Main - 2022	B22UC450001	EN	05M	LMC	\$4,483.19	
2022	47	2970	6785048	No	Unity Health on Main - 2022	B22UC450001	EN	05M	LMC	\$942.68	
2022	47	2970	6786626	No	Unity Health on Main - 2022	B22UC450001	EN	05M	LMC	\$4,024.93	
									05M	Matrix Code	\$135,000.00
2022	18	2978	6752385	No	Greer Relief & Resources Agency - 2022	B22UC450001	EN	05Q	LMC	\$6,383.86	
2022	18	2978	6785048	No	Greer Relief & Resources Agency - 2022	B22UC450001	EN	05Q	LMC	\$3,616.14	
									05Q	Matrix Code	\$10,000.00
2022	8	2984	6740855	No	Fountain Inn - Center for Community Services - 2022	B22UC450001	EN	05Z	LMC	\$2,500.00	
2022	8	2984	6785048	No	Fountain Inn - Center for Community Services - 2022	B22UC450001	EN	05Z	LMC	\$2,500.00	
2022	22	2982	6740855	No	Mauldin - Center for Community Services - 2022	B22UC450001	EN	05Z	LMC	\$2,500.00	
2022	22	2982	6785048	No	Mauldin - Center for Community Services - 2022	B22UC450001	EN	05Z	LMC	\$2,500.00	
2022	27	2983	6740855	No	Simpsonville - Center for Community Services - 2022	B22UC450001	EN	05Z	LMC	\$5,500.00	
2022	27	2983	6785048	No	Simpsonville - Center for Community Services - 2022	B22UC450001	EN	05Z	LMC	\$6,500.00	
2022	44	2973	6740855	No	Greenville County Human Relations Commission - FEC 2022	B22UC450001	EN	05Z	LMC	\$8,000.00	
2022	48	2969	6700706	No	Upstate Warrior Solution - 2022	B22UC450001	EN	05Z	LMC	\$12,423.80	
2022	48	2969	6759120	No	Upstate Warrior Solution - 2022	B22UC450001	EN	05Z	LMC	\$2,576.20	
									05Z	Matrix Code	\$45,000.00
				No	Activity to prevent, prepare for, and respond to Coronavirus					\$392,679.49	
Total										\$392,679.49	

LINE 37 DETAIL: ACTIVITIES INCLUDED IN THE COMPUTATION OF LINE 37



Office of Community Planning and Development
U.S. Department of Housing and Urban Development
Integrated Disbursement and Information System
PR26 - CDBG Financial Summary Report
Program Year 2022
GREENVILLE COUNTY , SC

DATE: 09-28-23
TIME: 10:50
PAGE: 6

Plan Year	IDIS Project	IDIS Activity	Voucher Number	Activity Name	Matrix Code	National Objective	Drawn Amount
2019	11	2700	6711190	General Admin of Consolidated Plan Program	21A		(\$10,630.30)
2020	11	2766	6711190	General Admin of Consolidated Plan Program	21A		(\$73,691.63)
2022	11	2947	6670767	General Admin of Consolidated Plan Program	21A		\$19,050.80
2022	11	2947	6679429	General Admin of Consolidated Plan Program	21A		\$64,087.62
2022	11	2947	6690428	General Admin of Consolidated Plan Program	21A		\$63,512.36
2022	11	2947	6700694	General Admin of Consolidated Plan Program	21A		\$94,262.75
2022	11	2947	6709956	General Admin of Consolidated Plan Program	21A		\$84,412.35
2022	11	2947	6720625	General Admin of Consolidated Plan Program	21A		\$171,866.67
2022	11	2947	6731210	General Admin of Consolidated Plan Program	21A		\$87,409.79
2022	11	2947	6740846	General Admin of Consolidated Plan Program	21A		\$59,306.54
2022	11	2947	6752373	General Admin of Consolidated Plan Program	21A		\$45,603.71
2022	11	2947	6759114	General Admin of Consolidated Plan Program	21A		\$12,481.56
2022	11	2947	6765095	General Admin of Consolidated Plan Program	21A		\$19,817.55
2022	11	2947	6776926	General Admin of Consolidated Plan Program	21A		\$9,142.13
2022	11	2947	6776949	General Admin of Consolidated Plan Program	21A		\$80,000.00
2022	11	2947	6785037	General Admin of Consolidated Plan Program	21A		\$10,261.83
2022	11	2947	6786613	General Admin of Consolidated Plan Program	21A		\$4,889.36
Total					21A	Matrix Code	\$741,783.09
							\$741,783.09



Office of Community Planning and Development
U.S. Department of Housing and Urban Development
Integrated Disbursement and Information System
PR26 - CDBG-CV Financial Summary Report
GREENVILLE COUNTY , SC

DATE: 09-15-23
TIME: 9:23
PAGE: 1

PART I: SUMMARY OF CDBG-CV RESOURCES

01 CDBG-CV GRANT	3,899,257.00
02 FUNDS RETURNED TO THE LINE-OF-CREDIT	0.00
03 FUNDS RETURNED TO THE LOCAL CDBG ACCOUNT	0.00
04 TOTAL CDBG-CV FUNDS AWARDED	3,899,257.00

PART II: SUMMARY OF CDBG-CV EXPENDITURES

05 DISBURSEMENTS OTHER THAN SECTION 108 REPAYMENTS AND PLANNING/ADMINISTRATION	3,197,391.00
06 DISBURSED IN IDIS FOR PLANNING/ADMINISTRATION	701,866.00
07 DISBURSED IN IDIS FOR SECTION 108 REPAYMENTS	0.00
08 TOTAL EXPENDITURES (SUM, LINES 05 - 07)	3,899,257.00
09 UNEXPENDED BALANCE (LINE 04 - LINE8)	0.00

PART III: LOWMOD BENEFIT FOR THE CDBG-CV GRANT

10 EXPENDED FOR LOW/MOD HOUSING IN SPECIAL AREAS	0.00
11 EXPENDED FOR LOW/MOD MULTI-UNIT HOUSING	0.00
12 DISBURSED FOR OTHER LOW/MOD ACTIVITIES	3,197,391.00
13 TOTAL LOW/MOD CREDIT (SUM, LINES 10 - 12)	3,197,391.00
14 AMOUNT SUBJECT TO LOW/MOD BENEFIT (LINE 05)	3,197,391.00
15 PERCENT LOW/MOD CREDIT (LINE 13/LINE 14)	100.00%

PART IV: PUBLIC SERVICE (PS) CALCULATIONS

16 DISBURSED IN IDIS FOR PUBLIC SERVICES	3,197,391.00
17 CDBG-CV GRANT	3,899,257.00
18 PERCENT OF FUNDS DISBURSED FOR PS ACTIVITIES (LINE 16/LINE 17)	82.00%

PART V: PLANNING AND ADMINISTRATION (PA) CAP

19 DISBURSED IN IDIS FOR PLANNING/ADMINISTRATION	701,866.00
20 CDBG-CV GRANT	3,899,257.00
21 PERCENT OF FUNDS DISBURSED FOR PA ACTIVITIES (LINE 19/LINE 20)	18.00%



Office of Community Planning and Development
U.S. Department of Housing and Urban Development
Integrated Disbursement and Information System
PR26 - CDBG-CV Financial Summary Report
GREENVILLE COUNTY , SC

DATE: 09-15-23
TIME: 9:23
PAGE: 2

LINE 10 DETAIL: ACTIVITIES TO CONSIDER IN DETERMINING THE AMOUNT TO ENTER ON LINE 10

No data returned for this view. This might be because the applied filter excludes all data.

LINE 11 DETAIL: ACTIVITIES TO CONSIDER IN DETERMINING THE AMOUNT TO ENTER ON LINE 11

No data returned for this view. This might be because the applied filter excludes all data.

LINE 12 DETAIL: ACTIVITIES INCLUDED IN THE COMPUTATION OF LINE 12

Plan Year	IDIS Project	IDIS Activity	Voucher Number	Activity Name	Matrix Code	National Objective	Drawn Amount
2020	60	2846	6487991	COVID - Center for Community Services(Simpsonville) - Rental Assistance	05Z	LMC	\$13,097.72
			6498964	COVID - Center for Community Services(Simpsonville) - Rental Assistance	05Z	LMC	\$26,902.28
			6507192	COVID - Center for Community Services(Simpsonville) - Rental Assistance	05Z	LMC	\$14,711.06
			6511482	COVID - Center for Community Services(Simpsonville) - Rental Assistance	05Z	LMC	\$9,487.44
			6529325	COVID - Center for Community Services(Simpsonville) - Rental Assistance	05Z	LMC	\$495.00
			6556464	COVID - Center for Community Services(Simpsonville) - Rental Assistance	05Z	LMC	\$306.50
		2849	6498964	COVID - Center for Community Services(Fountain Inn) - Rental Assistance	05Z	LMC	\$33,525.83
			6507192	COVID - Center for Community Services(Fountain Inn) - Rental Assistance	05Z	LMC	\$5,705.51
			6529325	COVID - Center for Community Services(Fountain Inn) - Rental Assistance	05Z	LMC	\$5,904.41
			6544579	COVID - Center for Community Services(Fountain Inn) - Rental Assistance	05Z	LMC	\$9,617.99
			6556464	COVID - Center for Community Services(Fountain Inn) - Rental Assistance	05Z	LMC	\$9,790.18
			6567328	COVID - Center for Community Services(Fountain Inn) - Rental Assistance	05Z	LMC	\$369.38
			6596776	COVID - Center for Community Services(Fountain Inn) - Rental Assistance	05Z	LMC	\$72.00
			6606752	COVID - Center for Community Services(Fountain Inn) - Rental Assistance	05Z	LMC	\$14.70
		2850	6498964	COVID - Greer Relief & Resources Agency - Rental Assistance	05Z	LMC	\$94,388.20
			6567328	COVID - Greer Relief & Resources Agency - Rental Assistance	05Z	LMC	\$45,611.80
		2851	6498964	COVID - Salvation Army - Rental Assistance	05Z	LMC	\$54,385.62
			6511482	COVID - Salvation Army - Rental Assistance	05Z	LMC	\$20,614.38
		2890	6567332	COVID2 - Salvation Army - Rental Assistance	05Z	LMC	\$2,585.00
			6596776	COVID2 - Salvation Army - Rental Assistance	05Z	LMC	\$118,726.22
			6642996	COVID2 - Salvation Army - Rental Assistance	05Z	LMC	\$130,675.43
			6670785	COVID2 - Salvation Army - Rental Assistance	05Z	LMC	\$6,013.35
		2892	6567328	COVID2 - Greer Relief & Resources Agency - Rental Assistance	05Z	LMC	\$99,068.91
			6575946	COVID2 - Greer Relief & Resources Agency - Rental Assistance	05Z	LMC	\$203,870.81
			6606752	COVID2 - Greer Relief & Resources Agency - Rental Assistance	05Z	LMC	\$175,462.83
			6642996	COVID2 - Greer Relief & Resources Agency - Rental Assistance	05Z	LMC	\$81,863.04



Office of Community Planning and Development
U.S. Department of Housing and Urban Development
Integrated Disbursement and Information System
PR26 - CDBG-CV Financial Summary Report
GREENVILLE COUNTY , SC

DATE: 09-15-23
TIME: 9:23
PAGE: 3

Plan Year	IDIS Project	IDIS Activity	Voucher Number	Activity Name	Matrix Code	National Objective	Drawn Amount
2020	60	2892	6690460	COVID2 - Greer Relief & Resources Agency - Rental Assistance	05Z	LMC	\$109,814.68
			6709984	COVID2 - Greer Relief & Resources Agency - Rental Assistance	05Z	LMC	\$61,263.73
		2906	6575946	COVID2 - Center for Community Services(Simpsonville) - Rental Assistance	05Z	LMC	\$979.39
			6596776	COVID2 - Center for Community Services(Simpsonville) - Rental Assistance	05Z	LMC	\$75,000.00
			6606752	COVID2 - Center for Community Services(Simpsonville) - Rental Assistance	05Z	LMC	\$15,742.31
			6642996	COVID2 - Center for Community Services(Simpsonville) - Rental Assistance	05Z	LMC	\$5,897.89
			6670785	COVID2 - Center for Community Services(Simpsonville) - Rental Assistance	05Z	LMC	\$3,116.62
			6679478	COVID2 - Center for Community Services(Simpsonville) - Rental Assistance	05Z	LMC	\$3,012.29
			6690460	COVID2 - Center for Community Services(Simpsonville) - Rental Assistance	05Z	LMC	\$80,678.66
			6700723	COVID2 - Center for Community Services(Simpsonville) - Rental Assistance	05Z	LMC	\$15,572.84
		2930	6606752	COVID - SHARE - Rental Assistance	05Z	LMC	\$28,963.73
			6621864	COVID - SHARE - Rental Assistance	05Z	LMC	\$195,074.27
		2934	6621864	COVID2 - SHARE - Rental Assistance	05Z	LMC	\$64,999.57
			6670785	COVID2 - SHARE - Rental Assistance	05Z	LMC	\$33,568.41
			6679478	COVID2 - SHARE - Rental Assistance	05Z	LMC	\$1,432.02
	71	2825	6453902	COVID - Unity Health - Food and Nutrition Assistance	05Z	LMC	\$46,409.63
			6487991	COVID - Unity Health - Food and Nutrition Assistance	05Z	LMC	\$9,535.47
			6544579	COVID - Unity Health - Food and Nutrition Assistance	05Z	LMC	\$54.90
			6621864	COVID - Unity Health - Food and Nutrition Assistance	05Z	LMC	\$1,344.25
		2826	6453902	COVID - First Impressions - Food and Nutrition Assistance	05Z	LMC	\$16,667.58
			6498964	COVID - First Impressions - Food and Nutrition Assistance	05Z	LMC	\$10,024.42
			6529325	COVID - First Impressions - Food and Nutrition Assistance	05Z	LMC	\$10,638.00
			6567328	COVID - First Impressions - Food and Nutrition Assistance	05Z	LMC	\$2,049.76
			6575946	COVID - First Impressions - Food and Nutrition Assistance	05Z	LMC	\$9,593.09
			6588617	COVID - First Impressions - Food and Nutrition Assistance	05Z	LMC	\$9,288.87
			6621864	COVID - First Impressions - Food and Nutrition Assistance	05Z	LMC	\$6,738.28
		2831	6464329	COVID - Foothills Family - Food and Nutrition Assistance	05Z	LMC	\$9,039.17
			6556464	COVID - Foothills Family - Food and Nutrition Assistance	05Z	LMC	\$9,334.07
			6588617	COVID - Foothills Family - Food and Nutrition Assistance	05Z	LMC	\$2,000.00
			6606752	COVID - Foothills Family - Food and Nutrition Assistance	05Z	LMC	\$10,699.67
			6621864	COVID - Foothills Family - Food and Nutrition Assistance	05Z	LMC	\$16,610.75
			6633667	COVID - Foothills Family - Food and Nutrition Assistance	05Z	LMC	\$6,068.26
			6650920	COVID - Foothills Family - Food and Nutrition Assistance	05Z	LMC	\$1,248.08
		2844	6478588	COVID - Fellow Countryman - Food and Nutrition Assistance	05Z	LMC	\$3,311.75
		2888	6556464	COVID - Harvest Hope Food Bank - Food and Nutrition Assistance	05Z	LMC	\$36,595.02
			6575946	COVID - Harvest Hope Food Bank - Food and Nutrition Assistance	05Z	LMC	\$5,404.98
		2908	6588617	COVID2 - Unity Health - Food and Nutrition Assistance & Medical Assistance	05Z	LMC	\$61,821.19
			6606752	COVID2 - Unity Health - Food and Nutrition Assistance & Medical Assistance	05Z	LMC	\$5,993.49
			6621864	COVID2 - Unity Health - Food and Nutrition Assistance & Medical Assistance	05Z	LMC	\$54,450.85
			6633667	COVID2 - Unity Health - Food and Nutrition Assistance & Medical Assistance	05Z	LMC	\$13,432.05
			6651948	COVID2 - Unity Health - Food and Nutrition Assistance & Medical Assistance	05Z	LMC	\$16,409.21
			6679478	COVID2 - Unity Health - Food and Nutrition Assistance & Medical Assistance	05Z	LMC	\$17,073.86
			6690460	COVID2 - Unity Health - Food and Nutrition Assistance & Medical Assistance	05Z	LMC	\$27,180.93
			6700723	COVID2 - Unity Health - Food and Nutrition Assistance & Medical Assistance	05Z	LMC	\$14,292.97
			6709984	COVID2 - Unity Health - Food and Nutrition Assistance & Medical Assistance	05Z	LMC	\$5,392.87
			6720644	COVID2 - Unity Health - Food and Nutrition Assistance & Medical Assistance	05Z	LMC	\$9,813.75



Office of Community Planning and Development
U.S. Department of Housing and Urban Development
Integrated Disbursement and Information System
PR26 - CDBG-CV Financial Summary Report
GREENVILLE COUNTY , SC

DATE: 09-15-23
TIME: 9:23
PAGE: 4

Plan Year	IDIS Project	IDIS Activity	Voucher Number	Activity Name	Matrix Code	National Objective	Drawn Amount
2020	71	2939	6633667	COVID2 - First Impressions - Food and Nutrition Assistance	05Z	LMC	\$93.52
			6642996	COVID2 - First Impressions - Food and Nutrition Assistance	05Z	LMC	\$6,470.00
			6679478	COVID2 - First Impressions - Food and Nutrition Assistance	05Z	LMC	\$15,533.50
			6709984	COVID2 - First Impressions - Food and Nutrition Assistance	05Z	LMC	\$7,309.26
			6720644	COVID2 - First Impressions - Food and Nutrition Assistance	05Z	LMC	\$3,093.72
			6731220	COVID2 - First Impressions - Food and Nutrition Assistance	05Z	LMC	\$2,500.00
		2946	6650920	COVID2 - Foothills Family - Food and Nutrition Assistance	05Z	LMC	\$2,016.61
			6690460	COVID2 - Foothills Family - Food and Nutrition Assistance	05Z	LMC	\$4,483.39
		2963	6690460	COVID2 - Relentless Church - Food and Nutrition Assistance	05Z	LMC	\$7,459.44
			6700723	COVID2 - Relentless Church - Food and Nutrition Assistance	05Z	LMC	\$4,145.00
	72	2821	6442992	COVID - Greenville Free Medical Clinic - Medical Supplies	05M	LMC	\$23,733.65
			6453902	COVID - Greenville Free Medical Clinic - Medical Supplies	05M	LMC	\$1,266.35
		2907	6588617	COVID2 - Greenville Free Medical Clinic - Medical Supplies	05M	LMC	\$21,159.60
			6642996	COVID2 - Greenville Free Medical Clinic - Medical Supplies	05M	LMC	\$8,332.69
			6690460	COVID2 - Greenville Free Medical Clinic - Medical Supplies	05M	LMC	\$19,595.10
	73	2797	6416698	COVID - Greenville County Human Relations Commission/GCRA - Mortgage Assistance	05Z	LMC	\$17,077.27
			6464329	COVID - Greenville County Human Relations Commission/GCRA - Mortgage Assistance	05Z	LMC	\$24,813.79
			6478588	COVID - Greenville County Human Relations Commission/GCRA - Mortgage Assistance	05Z	LMC	\$29,665.43
			6487991	COVID - Greenville County Human Relations Commission/GCRA - Mortgage Assistance	05Z	LMC	\$33,947.91
			6498964	COVID - Greenville County Human Relations Commission/GCRA - Mortgage Assistance	05Z	LMC	\$14,587.33
			6507192	COVID - Greenville County Human Relations Commission/GCRA - Mortgage Assistance	05Z	LMC	\$44,705.15
			6511482	COVID - Greenville County Human Relations Commission/GCRA - Mortgage Assistance	05Z	LMC	\$45,476.53
			6544579	COVID - Greenville County Human Relations Commission/GCRA - Mortgage Assistance	05Z	LMC	\$48,976.54
			6556464	COVID - Greenville County Human Relations Commission/GCRA - Mortgage Assistance	05Z	LMC	\$63,503.02
			6567328	COVID - Greenville County Human Relations Commission/GCRA - Mortgage Assistance	05Z	LMC	\$7,047.03
		2891	6567328	COVID2 - Greenville County Human Relations Commission- Mortgage Assistance	05Z	LMC	\$26,942.75
			6575946	COVID2 - Greenville County Human Relations Commission- Mortgage Assistance	05Z	LMC	\$11,302.65
			6588617	COVID2 - Greenville County Human Relations Commission- Mortgage Assistance	05Z	LMC	\$15,521.69
			6596776	COVID2 - Greenville County Human Relations Commission- Mortgage Assistance	05Z	LMC	\$17,518.03
			6606752	COVID2 - Greenville County Human Relations Commission- Mortgage Assistance	05Z	LMC	\$1,478.54
			6621864	COVID2 - Greenville County Human Relations Commission- Mortgage Assistance	05Z	LMC	\$18,147.14
			6633667	COVID2 - Greenville County Human Relations Commission- Mortgage Assistance	05Z	LMC	\$26,334.75
			6642996	COVID2 - Greenville County Human Relations Commission- Mortgage Assistance	05Z	LMC	\$2,484.90
			6650920	COVID2 - Greenville County Human Relations Commission- Mortgage Assistance	05Z	LMC	\$63,648.85
			6651948	COVID2 - Greenville County Human Relations Commission- Mortgage Assistance	05Z	LMC	\$8,408.25
			6670785	COVID2 - Greenville County Human Relations Commission- Mortgage Assistance	05Z	LMC	\$43,521.58
			6679478	COVID2 - Greenville County Human Relations Commission- Mortgage Assistance	05Z	LMC	\$19,581.49
			6690460	COVID2 - Greenville County Human Relations Commission- Mortgage Assistance	05Z	LMC	\$10,633.93
			6731220	COVID2 - Greenville County Human Relations Commission- Mortgage Assistance	05Z	LMC	\$475.45
	74	2904	6575946	COVID - Community Works Carolina - Small Business Assistance	05Z	LMC	\$11,500.00
			6642996	COVID - Community Works Carolina - Small Business Assistance	05Z	LMC	\$103,500.00



Office of Community Planning and Development
U.S. Department of Housing and Urban Development
Integrated Disbursement and Information System
PR26 - CDBG-CV Financial Summary Report
GREENVILLE COUNTY , SC

DATE: 09-15-23
TIME: 9:23
PAGE: 5

Plan Year	IDIS Project	IDIS Activity	Voucher Number	Activity Name	Matrix Code	National Objective	Drawn Amount
2020	74	2904	6690460	COVID - Community Works Carolina - Small Business Assistance	05Z	LMC	\$32,500.00
			6700723	COVID - Community Works Carolina - Small Business Assistance	05Z	LMC	\$20,000.00
Total							\$3,197,391.00

LINE 16 DETAIL: ACTIVITIES INCLUDED IN THE COMPUTATION OF LINE 16

Plan Year	IDIS Project	IDIS Activity	Voucher Number	Activity Name	Matrix Code	National Objective	Drawn Amount
2020	60	2846	6487991	COVID - Center for Community Services(Simpsonville) - Rental Assistance	05Z	LMC	\$13,097.72
			6498964	COVID - Center for Community Services(Simpsonville) - Rental Assistance	05Z	LMC	\$26,902.28
			6507192	COVID - Center for Community Services(Simpsonville) - Rental Assistance	05Z	LMC	\$14,711.06
			6511482	COVID - Center for Community Services(Simpsonville) - Rental Assistance	05Z	LMC	\$9,487.44
			6529325	COVID - Center for Community Services(Simpsonville) - Rental Assistance	05Z	LMC	\$495.00
			6556464	COVID - Center for Community Services(Simpsonville) - Rental Assistance	05Z	LMC	\$306.50
		2849	6498964	COVID - Center for Community Services(Fountain Inn) - Rental Assistance	05Z	LMC	\$33,525.83
			6507192	COVID - Center for Community Services(Fountain Inn) - Rental Assistance	05Z	LMC	\$5,705.51
			6529325	COVID - Center for Community Services(Fountain Inn) - Rental Assistance	05Z	LMC	\$5,904.41
			6544579	COVID - Center for Community Services(Fountain Inn) - Rental Assistance	05Z	LMC	\$9,617.99
			6556464	COVID - Center for Community Services(Fountain Inn) - Rental Assistance	05Z	LMC	\$9,790.18
			6567328	COVID - Center for Community Services(Fountain Inn) - Rental Assistance	05Z	LMC	\$369.38
			6596776	COVID - Center for Community Services(Fountain Inn) - Rental Assistance	05Z	LMC	\$72.00
			6606752	COVID - Center for Community Services(Fountain Inn) - Rental Assistance	05Z	LMC	\$14.70
		2850	6498964	COVID - Greer Relief & Resources Agency - Rental Assistance	05Z	LMC	\$94,388.20
			6567328	COVID - Greer Relief & Resources Agency - Rental Assistance	05Z	LMC	\$45,611.80
		2851	6498964	COVID - Salvation Army - Rental Assistance	05Z	LMC	\$54,385.62
			6511482	COVID - Salvation Army - Rental Assistance	05Z	LMC	\$20,614.38
		2890	6567332	COVID2 - Salvation Army - Rental Assistance	05Z	LMC	\$2,585.00
			6596776	COVID2 - Salvation Army - Rental Assistance	05Z	LMC	\$118,726.22
			6642996	COVID2 - Salvation Army - Rental Assistance	05Z	LMC	\$130,675.43
			6670785	COVID2 - Salvation Army - Rental Assistance	05Z	LMC	\$6,013.35
		2892	6567328	COVID2 - Greer Relief & Resources Agency - Rental Assistance	05Z	LMC	\$99,068.91
			6575946	COVID2 - Greer Relief & Resources Agency - Rental Assistance	05Z	LMC	\$203,870.81
			6606752	COVID2 - Greer Relief & Resources Agency - Rental Assistance	05Z	LMC	\$175,462.83
			6642996	COVID2 - Greer Relief & Resources Agency - Rental Assistance	05Z	LMC	\$81,863.04
			6690460	COVID2 - Greer Relief & Resources Agency - Rental Assistance	05Z	LMC	\$109,814.68
			6709984	COVID2 - Greer Relief & Resources Agency - Rental Assistance	05Z	LMC	\$61,263.73
		2906	6575946	COVID2 - Center for Community Services(Simpsonville) - Rental Assistance	05Z	LMC	\$979.39
			6596776	COVID2 - Center for Community Services(Simpsonville) - Rental Assistance	05Z	LMC	\$75,000.00
			6606752	COVID2 - Center for Community Services(Simpsonville) - Rental Assistance	05Z	LMC	\$15,742.31
			6642996	COVID2 - Center for Community Services(Simpsonville) - Rental Assistance	05Z	LMC	\$5,897.89
			6670785	COVID2 - Center for Community Services(Simpsonville) - Rental Assistance	05Z	LMC	\$3,116.62
			6679478	COVID2 - Center for Community Services(Simpsonville) - Rental Assistance	05Z	LMC	\$3,012.29
			6690460	COVID2 - Center for Community Services(Simpsonville) - Rental Assistance	05Z	LMC	\$80,678.66



Office of Community Planning and Development
U.S. Department of Housing and Urban Development
Integrated Disbursement and Information System
PR26 - CDBG-CV Financial Summary Report
GREENVILLE COUNTY , SC

DATE: 09-15-23
TIME: 9:23
PAGE: 6

Plan Year	IDIS Project	IDIS Activity	Voucher Number	Activity Name	Matrix Code	National Objective	Drawn Amount
2020	60	2906	6700723	COVID2 - Center for Community Services(Simpsonville) - Rental Assistance	05Z	LMC	\$15,572.84
		2930	6606752	COVID - SHARE - Rental Assistance	05Z	LMC	\$28,963.73
			6621864	COVID - SHARE - Rental Assistance	05Z	LMC	\$195,074.27
		2934	6621864	COVID2 - SHARE - Rental Assistance	05Z	LMC	\$64,999.57
			6670785	COVID2 - SHARE - Rental Assistance	05Z	LMC	\$33,568.41
			6679478	COVID2 - SHARE - Rental Assistance	05Z	LMC	\$1,432.02
	71	2825	6453902	COVID - Unity Health - Food and Nutrition Assistance	05Z	LMC	\$46,409.63
			6487991	COVID - Unity Health - Food and Nutrition Assistance	05Z	LMC	\$9,535.47
			6544579	COVID - Unity Health - Food and Nutrition Assistance	05Z	LMC	\$54.90
			6621864	COVID - Unity Health - Food and Nutrition Assistance	05Z	LMC	\$1,344.25
		2826	6453902	COVID - First Impressions - Food and Nutrition Assistance	05Z	LMC	\$16,667.58
			6498964	COVID - First Impressions - Food and Nutrition Assistance	05Z	LMC	\$10,024.42
			6529325	COVID - First Impressions - Food and Nutrition Assistance	05Z	LMC	\$10,638.00
			6567328	COVID - First Impressions - Food and Nutrition Assistance	05Z	LMC	\$2,049.76
			6575946	COVID - First Impressions - Food and Nutrition Assistance	05Z	LMC	\$9,593.09
			6588617	COVID - First Impressions - Food and Nutrition Assistance	05Z	LMC	\$9,288.87
			6621864	COVID - First Impressions - Food and Nutrition Assistance	05Z	LMC	\$6,738.28
		2831	6464329	COVID - Foothills Family - Food and Nutrition Assistance	05Z	LMC	\$9,039.17
			6556464	COVID - Foothills Family - Food and Nutrition Assistance	05Z	LMC	\$9,334.07
			6588617	COVID - Foothills Family - Food and Nutrition Assistance	05Z	LMC	\$2,000.00
			6606752	COVID - Foothills Family - Food and Nutrition Assistance	05Z	LMC	\$10,699.67
			6621864	COVID - Foothills Family - Food and Nutrition Assistance	05Z	LMC	\$16,610.75
			6633667	COVID - Foothills Family - Food and Nutrition Assistance	05Z	LMC	\$6,068.26
			6650920	COVID - Foothills Family - Food and Nutrition Assistance	05Z	LMC	\$1,248.08
		2844	6478588	COVID - Fellow Countryman - Food and Nutrition Assistance	05Z	LMC	\$3,311.75
		2888	6556464	COVID - Harvest Hope Food Bank - Food and Nutrition Assistance	05Z	LMC	\$36,595.02
			6575946	COVID - Harvest Hope Food Bank - Food and Nutrition Assistance	05Z	LMC	\$5,404.98
		2908	6588617	COVID2 - Unity Health - Food and Nutrition Assistance & Medical Assistance	05Z	LMC	\$61,821.19
			6606752	COVID2 - Unity Health - Food and Nutrition Assistance & Medical Assistance	05Z	LMC	\$5,993.49
			6621864	COVID2 - Unity Health - Food and Nutrition Assistance & Medical Assistance	05Z	LMC	\$54,450.85
			6633667	COVID2 - Unity Health - Food and Nutrition Assistance & Medical Assistance	05Z	LMC	\$13,432.05
			6651948	COVID2 - Unity Health - Food and Nutrition Assistance & Medical Assistance	05Z	LMC	\$16,409.21
			6679478	COVID2 - Unity Health - Food and Nutrition Assistance & Medical Assistance	05Z	LMC	\$17,073.86
			6690460	COVID2 - Unity Health - Food and Nutrition Assistance & Medical Assistance	05Z	LMC	\$27,180.93
			6700723	COVID2 - Unity Health - Food and Nutrition Assistance & Medical Assistance	05Z	LMC	\$14,292.97
			6709984	COVID2 - Unity Health - Food and Nutrition Assistance & Medical Assistance	05Z	LMC	\$5,392.87
			6720644	COVID2 - Unity Health - Food and Nutrition Assistance & Medical Assistance	05Z	LMC	\$9,813.75
		2939	6633667	COVID2 - First Impressions - Food and Nutrition Assistance	05Z	LMC	\$93.52
			6642996	COVID2 - First Impressions - Food and Nutrition Assistance	05Z	LMC	\$6,470.00
			6679478	COVID2 - First Impressions - Food and Nutrition Assistance	05Z	LMC	\$15,533.50
			6709984	COVID2 - First Impressions - Food and Nutrition Assistance	05Z	LMC	\$7,309.26
			6720644	COVID2 - First Impressions - Food and Nutrition Assistance	05Z	LMC	\$3,093.72
			6731220	COVID2 - First Impressions - Food and Nutrition Assistance	05Z	LMC	\$2,500.00
		2946	6650920	COVID2 - Foothills Family - Food and Nutrition Assistance	05Z	LMC	\$2,016.61
			6690460	COVID2 - Foothills Family - Food and Nutrition Assistance	05Z	LMC	\$4,483.39
		2963	6690460	COVID2 - Relentless Church - Food and Nutrition Assistance	05Z	LMC	\$7,459.44
			6700723	COVID2 - Relentless Church - Food and Nutrition Assistance	05Z	LMC	\$4,145.00
	72	2821	6442992	COVID - Greenville Free Medical Clinic - Medical Supplies	05M	LMC	\$23,733.65
			6453902	COVID - Greenville Free Medical Clinic - Medical Supplies	05M	LMC	\$1,266.35
		2907	6588617	COVID2 - Greenville Free Medical Clinic - Medical Supplies	05M	LMC	\$21,159.60
			6642996	COVID2 - Greenville Free Medical Clinic - Medical Supplies	05M	LMC	\$8,332.69
			6690460	COVID2 - Greenville Free Medical Clinic - Medical Supplies	05M	LMC	\$19,595.10



Office of Community Planning and Development
U.S. Department of Housing and Urban Development
Integrated Disbursement and Information System
PR26 - CDBG-CV Financial Summary Report
GREENVILLE COUNTY , SC

DATE: 09-15-23
TIME: 9:23
PAGE: 7

Plan Year	IDIS Project	IDIS Activity	Voucher Number	Activity Name	Matrix Code	National Objective	Drawn Amount
2020	73	2797	6416698	COVID - Greenville County Human Relations Commission/GCRA - Mortgage Assistance	05Z	LMC	\$17,077.27
			6464329	COVID - Greenville County Human Relations Commission/GCRA - Mortgage Assistance	05Z	LMC	\$24,813.79
			6478588	COVID - Greenville County Human Relations Commission/GCRA - Mortgage Assistance	05Z	LMC	\$29,665.43
			6487991	COVID - Greenville County Human Relations Commission/GCRA - Mortgage Assistance	05Z	LMC	\$33,947.91
			6498964	COVID - Greenville County Human Relations Commission/GCRA - Mortgage Assistance	05Z	LMC	\$14,587.33
			6507192	COVID - Greenville County Human Relations Commission/GCRA - Mortgage Assistance	05Z	LMC	\$44,705.15
			6511482	COVID - Greenville County Human Relations Commission/GCRA - Mortgage Assistance	05Z	LMC	\$45,476.53
			6544579	COVID - Greenville County Human Relations Commission/GCRA - Mortgage Assistance	05Z	LMC	\$48,976.54
			6556464	COVID - Greenville County Human Relations Commission/GCRA - Mortgage Assistance	05Z	LMC	\$63,503.02
			6567328	COVID - Greenville County Human Relations Commission/GCRA - Mortgage Assistance	05Z	LMC	\$7,047.03
		2891	6567328	COVID2 - Greenville County Human Relations Commission- Mortgage Assistance	05Z	LMC	\$26,942.75
			6575946	COVID2 - Greenville County Human Relations Commission- Mortgage Assistance	05Z	LMC	\$11,302.65
			6588617	COVID2 - Greenville County Human Relations Commission- Mortgage Assistance	05Z	LMC	\$15,521.69
			6596776	COVID2 - Greenville County Human Relations Commission- Mortgage Assistance	05Z	LMC	\$17,518.03
			6606752	COVID2 - Greenville County Human Relations Commission- Mortgage Assistance	05Z	LMC	\$1,478.54
			6621864	COVID2 - Greenville County Human Relations Commission- Mortgage Assistance	05Z	LMC	\$18,147.14
			6633667	COVID2 - Greenville County Human Relations Commission- Mortgage Assistance	05Z	LMC	\$26,334.75
			6642996	COVID2 - Greenville County Human Relations Commission- Mortgage Assistance	05Z	LMC	\$2,484.90
			6650920	COVID2 - Greenville County Human Relations Commission- Mortgage Assistance	05Z	LMC	\$63,648.85
			6651948	COVID2 - Greenville County Human Relations Commission- Mortgage Assistance	05Z	LMC	\$8,408.25
			6670785	COVID2 - Greenville County Human Relations Commission- Mortgage Assistance	05Z	LMC	\$43,521.58
			6679478	COVID2 - Greenville County Human Relations Commission- Mortgage Assistance	05Z	LMC	\$19,581.49
			6690460	COVID2 - Greenville County Human Relations Commission- Mortgage Assistance	05Z	LMC	\$10,633.93
			6731220	COVID2 - Greenville County Human Relations Commission- Mortgage Assistance	05Z	LMC	\$475.45
	74	2904	6575946	COVID - Community Works Carolina - Small Business Assistance	05Z	LMC	\$11,500.00
			6642996	COVID - Community Works Carolina - Small Business Assistance	05Z	LMC	\$103,500.00
			6690460	COVID - Community Works Carolina - Small Business Assistance	05Z	LMC	\$32,500.00
			6700723	COVID - Community Works Carolina - Small Business Assistance	05Z	LMC	\$20,000.00
Total							\$3,197,391.00

LINE 19 DETAIL: ACTIVITIES INCLUDED IN THE COMPUTATION OF LINE 19

Plan Year	IDIS Project	IDIS Activity	Voucher Number	Activity Name	Matrix Code	National Objective	Drawn Amount
2020	11	2766	6407505	General Admin of Consolidated Plan Program	21A		\$7,358.36
			6416689	General Admin of Consolidated Plan Program	21A		\$9,576.99
			6423328	General Admin of Consolidated Plan Program	21A		\$10,027.59
			6442970	General Admin of Consolidated Plan Program	21A		\$9,811.90
			6449102	General Admin of Consolidated Plan Program	21A		\$10,936.94
			6453891	General Admin of Consolidated Plan Program	21A		\$14,320.75

Public Reporting Burden for this collection of information is estimated to average .50 hours per response, including the time for reviewing instructions, searching existing data sources, gathering and maintaining the data needed, and completing and reviewing the collection of information. This information is voluntary. HUD may not collect this information, and you are not required to complete this form, unless it displays a currently valid OMB Control Number.

Executive Order 12421 dated July 14, 1983, directs the Minority Business Development Plans shall be developed by each Federal Agency and that these annual plans shall establish minority business development objectives. The information is used by HUD to monitor and evaluate MBE activities against the total program activity and the designated minority business enterprise (MBE) goals. The Department requires the information to provide guidance and oversight for programs for the development of minority business enterprise concerning Minority Business Development. If the information is not collected HUD would not be able to establish meaningful MBE goals nor evaluate MBE performance against these goals. While no assurances of confidentiality is pledged to respondents, HUD generally discloses this data only in response to a Freedom of Information request.

Privacy Act Notice - The United States Department of Housing and Urban Development, Federal Housing Administration, is authorized to solicit the information requested in this form by virtue of Title 12, United States Code, Section 1701 et seq., and regulations promulgated thereunder at Title 12, Code of Federal Regulations. It will not be disclosed or released outside the United States Department of Housing and Urban Development without your consent, except as required or permitted by law.

1. Grantee/Project Owner/Developer/Sponsor/Builder/Agency

Check if:
PHA ☐
IHA ☐

2. Location (City, State, ZIP Code)

3a. Name of Contact Person

3b. Phone Number (Including Area Code)

4. Reporting Period
☐ Oct. 1 - Sept. 30 (Annual-FY)

5. Program Code (Not applicable for CPD programs.)
See explanation of codes at bottom of page.
Use a separate sheet for each program code.

6. Date Submitted to Field Office

Grant/Project Number or HUD Case Number or other identification of property, subdivision, dwelling unit, etc. 7a.	Amount of Contract or Subcontract 7b.	Type of Trade Code (See below) 7c.	Contractor or Subcontractor Business Racial/Ethnic Code (See below) 7d.	Woman Owned Business (Yes or No) 7e.	Prime Contractor Identification (ID) Number 7f.	Sec. 3 7g.	Subcontractor Identification (ID) Number 7h.	Sec. 3 7i.	Contractor/Subcontractor Name and Address 7j.				
									Name	Street	City	State	Zip Code

CPD:

1 = New Construction
2 = Education/Training
3 = Other

7c: Type of Trade Codes:

Housing/Public Housing:
1 = New Construction
2 = Substantial Rehab.
3 = Repair
4 = Service
5 = Project Mangt.

6 = Professional
7 = Tenant Services
8 = Education/Training
9 = Arch./Engrg. Appraisal
0 = Other

7d: Racial/Ethnic Codes:

1 = White Americans
2 = Black Americans
3 = Native Americans
4 = Hispanic Americans
5 = Asian/Pacific Americans
6 = Hasidic Jews

5: Program Codes

(Complete for Housing and Public and Indian Housing programs only):
1 = All insured, including Section 8
2 = Flexible Subsidy
3 = Section 8 Noninsured, Non-HFDA
4 = Insured (Management

5 = Section 202
6 = HUD-Held (Management)
7 = Public/Indian Housing

This report is to be completed by grantees, developers, sponsors, builders, agencies, and/or project owners for reporting contract and subcontract activities of \$10,000 or more under the following programs: Community Development Block Grants (entitlement and small cities); Urban Development Action Grants; Housing Development Grants; Multifamily Insured and Noninsured; Public and Indian Housing Authorities; and contracts entered into by recipients of CDBG rehabilitation assistance.

Contracts/subcontracts of less than \$10,000 need be reported only if such contracts represent a significant portion of your total contracting activity. Include only contracts executed during this reporting period.

This form has been modified to capture Section 3 contract data in columns 7g and 7i. Section 3 requires that the employment and other economic opportunities generated by HUD financial assistance for housing and community development programs shall, to the greatest extent feasible, be directed toward low- and very low-income persons, particularly those who are recipients of government assistance for housing. Recipients using this form to report Section 3 contract data must also use Part I of form HUD-60002 to report employment and training opportunities data. Form HUD-2516 is to be

completed for public and Indian housing and most community development programs. Form HUD-60002 is to be completed by all other HUD programs including State administered community development programs covered under Section 3.

A Section 3 contractor/subcontractor is a business concern that provides economic opportunities to low- and very low-income residents of the metropolitan area (or nonmetropolitan county), including a business concern that is 51 percent or more owned by low- or very low-income residents; employs a substantial number of low- or very low-income residents; or provides subcontracting or business development opportunities to businesses owned by low- or very low-income residents. Low- and very low-income residents include participants in Youthbuild programs established under Subtitle D of Title IV of the Cranston-Gonzalez National Affordable Housing Act.

The terms “low-income persons” and “very low-income persons” have the same meanings given the terms in section 3(b)(2) of the United States Housing Act of 1937. Low-income persons mean families (including single persons) whose incomes do not exceed 80 per centum of the median income for the area, as determined by the Secretary, with adjustments for smaller and larger families, except that the Secretary

may establish income ceilings higher or lower than 80 per centum of the median for the area on the basis of the Secretary’s findings that such variations are necessary because of prevailing levels of construction costs or unusually high or low-income families. Very low-income persons means low-income families (including single persons) whose incomes do not exceed 50 per centum of the median family income for the area, as determined by the Secretary with adjustments for smaller and larger families, except that the Secretary may establish income ceilings higher or lower than 50 per centum of the median for the area on the basis of the Secretary’s findings that such variations are necessary because of unusually high or low family incomes.

Submit two (2) copies of this report to your local HUD Office within ten (10) days after the end of the reporting period you checked in item 4 on the front.

Complete item 7h. only once for each contractor/subcontractor on each semi-annual report.

Enter the prime contractor's ID in item 7f. for all contracts and subcontracts. Include only contracts executed during this reporting period. PHAs/IHAs are to report all contracts/subcontracts.

Community Development Programs

- 1. **Grantee:** Enter the name of the unit of government submitting this report.
- 3. **Contact Person:** Enter name and phone of person responsible for maintaining and submitting contract/subcontract data.
- 7a. **Grant Number:** Enter the HUD Community Development Block Grant Identification Number (with dashes). For example: B-32-MC-25-0034. For Entitlement Programs and Small City multi-year comprehensive programs, enter the latest approved grant number.
- 7b. **Amount of Contract/Subcontract:** Enter the dollar amount rounded to the nearest dollar. If subcontractor ID number is provided in 7f, the dollar figure would be for the subcontract only and not for the prime contract.
- 7c. **Type of Trade:** Enter the numeric codes which best indicates the contractor's/ subcontractor's service. If subcontractor ID number is provided in 7f., the type of trade code would be for the subcontractor only and not for the prime contractor. The "other" category includes supply, professional services and all other activities except construction and education/training activities.
- 7d. **Business Racial/Ethnic/Gender Code:** Enter the numeric code which indicates the racial/ethnic /gender character of the owner(s) and controller(s) of 51% of the business. When 51% or more is not owned and controlled by any single racial/ethnic/ gender category, enter the code which seems most appropriate. If the subcontractor ID number is provided, the code would apply to the subcontractor and not to the prime contractor.
- 7e. **Woman Owned Business:** Enter Yes or No.
- 7f. **Contractor Identification (ID) Number:** Enter the Employer (IRS) Number of the Prime Contractor as the unique identifier for prime recipient of HUD funds. Note that the Employer (IRS) Number must be provided for each contract/subcontract awarded.
- 7g. **Section 3 Contractor:** Enter Yes or No.
- 7h. **Subcontractor Identification (ID) Number:** Enter the Employer (IRS) Number of the subcontractor as the unique identifier for each subcontract awarded from HUD funds. When the subcontractor ID Number is provided, the respective Prime Contractor ID Number must also be provided.
- 7i. **Section 3 Contractor:** Enter Yes or No.
- 7j. **Contractor/Subcontractor Name and Address:** Enter this information for each

Previous editions are obsolete.

firm receiving contract/subcontract activity only one time on each report for each firm.

Multifamily Housing Programs

- 1. **Grantee/Project Owner:** Enter the name of the unit of government, agency or mortgagor entity submitting this report.
- 3. **Contact Person:** Same as item 3 under CPD Programs.
- 4. **Reporting Period:** Check only one period.
- 5. **Program Code:** Enter the appropriate program code.
- 7a. **Grant/Project Number:** Enter the HUD Project Number or Housing Development Grant or number assigned.
- 7b. **Amount of Contract/Subcontract:** Same as item 7b. under CPD Programs.
- 7c. **Type of Trade:** Same as item 7c. under CPD Programs.
- 7d. **Business Racial/Ethnic/Gender Code:** Same as item 7d. under CPD Programs.
- 7e. **Woman Owned Business:** Enter Yes or No.
- 7f. **Contractor Identification (ID) Number:** Same as item 7f. under CPD Programs.
- 7g. **Section 3 Contractor:** Enter Yes or No.
- 7h. **Subcontractor Identification (ID) Number:** Same as item 7h. under CPD Programs.
- 7i. **Section 3 Contractor:** Enter Yes or No.
- 7j. **Contractor/Subcontractor Name and Address:** Same as item 7j. under CPD Programs.

Public Housing and Indian Housing Programs

PHAs/IHAs are to report all contracts/subcontracts. Include only contracts executed during this reporting period.

- 1. **Project Owner:** Enter the name of the unit of government, agency or mortgagor entity submitting this report. Check box as appropriate.
- 3. **Contact Person:** Same as item 3 under CPD Programs.
- 4. **Reporting Period:** Check only one period.
- 5. **Program Code:** Enter the appropriate program code.
- 7a. **Grant/Project Number:** Enter the HUD Project Number or Housing Development Grant or number assigned.
- 7b. **Amount of Contract/Subcontract:** Same as item 7b. under CPD Programs.
- 7c. **Type of Trade:** Same as item 7c. under CPD Programs.
- 7d. **Business Racial/Ethnic/Gender Code:** Same as item 7d. under CPD Programs.
- 7e. **Woman Owned Business:** Enter Yes or No.
- 7f. **Contractor Identification (ID) Number:** Same as item 7f. under CPD Programs.
- 7g. **Section 3 Contractor:** Enter Yes or No.
- 7h. **Subcontractor Identification (ID) Number:** Same as item 7h. under CPD Programs.
- 7i. **Section 3 Contractor:** Enter Yes or No.
- 7j. **Contractor/Subcontractor Name and Address:** Same as item 7j. under CPD Programs.

Appendix E: HOME

HOME MATCH LOG FY2022 CAPER

Tax ID NO.	Developer/Agency	Project Name	Location	Units proposed	Units completed	HOME/CHDO amount disbursed	Sales Price	Target population	IDIS #	Match Date	HOME match amount	HOME MATCH SOURCE
0324020101100	Habitat for Humanity of Greenville County	Habitat- Woods	15 Sidney Wilson Ct Simpsonville, SC 29681	1	1	\$64,364	\$244,900	31-50% (32%)	2988	6/28/2022	\$62,697	Build Partner
0324020100400	Habitat for Humanity of Greenville County	Habitat- Woods	16 Sidney Wilson Ct Simpsonville, SC 29681	1	1	\$64,362	\$244,900	31-50% (47%)	2988	6/9/2022	\$62,942	Build Partner
0324020100900	Habitat for Humanity of Greenville County	Habitat- Woods	23 Sidney Wilson Ct Simpsonville, SC 29681	1	1	\$64,362	\$227,900	51-60% (53%)	2988	5/19/2022	\$63,374	Build Partner
0324020100800	Habitat for Humanity of Greenville County	Habitat- Woods	27 Sidney Wilson Ct Simpsonville, SC 29681	1	1	\$64,362	\$227,900	51-60% (55%)	2988	3/28/2022	\$62,676	Build Partner
0324020100600	Habitat for Humanity of Greenville County	Habitat- Woods	28 Sidney Wilson Ct Simpsonville, SC 29681	1	1	\$64,362	\$254,900	31-50% (44%)	2988	4/49/2022	\$61,445	Build Partner

Tax ID NO.	Developer/Agency	Project Name	Location	Units proposed	Units completed	HOME disbursed	Sales Price	Target population	IDIS #	Match Date	HOME match amount	HOME MATCH SOURCE
0324020100100	Habitat for Humanity of Greenville County	Habitat- Woods	4 Sidney Wilson Ct Simpsonville, SC 29681	1	1	\$30,000	\$254,900	0-30% (30%)	n/a	11/22/2022	\$111,782	Build Partner
0324020101300	Habitat for Humanity of Greenville County	Habitat- Woods	5 Sidney Wilson Ct Simpsonville, SC 29681	1	1	\$30,000	\$236,900	31-50% (46%)	n/a	9/6/2022	\$101,486	Build Partner
0324020100200	Habitat for Humanity of Greenville County	Habitat- Woods	8 Sidney Wilson Ct Simpsonville, SC 29681	1	1	\$30,000	\$249,900	31-50% (34%)	n/a	10/25/2022	\$94,907	Build Partner

[illegible]